



IBA CITY CAMPUS , KARACHI

CONSULTANCY SERVICES FOR PLANNING, DESIGNING
OF PLAYERS FACILITY AND ADMIN OFFICES AT
IBA MAIN CAMPUS, KARACHI

CONSTRUCTION DRAWINGS

JULY, 2025



NSPACE

ARCHITECTURE & PLANING DEPARTMENT

416- GULSHAN BLOCK, ALLAMA IQBAL TOWN, LAHORE

E-Mail : info@nspace.info

LIST OF DRAWINGS		
SR. NO	TITLE	DRAWING NUMBERS
ARCHITECTURAL DRAWINGS		
1	TITLE PAGE	---
2	LIST OF DRAWINGS	---
3	LEGEND, NOTES & ABBREVIATIONS	P-187/01/C/1A01
4	SITE PLAN	P-187/01/C/1A02
5	GROUND FURNITURE FLOOR PLAN	P-187/01/C/1A03
6	FIRST FURNITURE FLOOR PLAN	P-187/01/C/1A04
7	ROOF FURNITURE PLAN	P-187/01/C/1A05
8	GROUND FLOOR PLAN	P-187/01/C/1A06
9	FIRST FLOOR PLAN	P-187/01/C/1A07
10	ROOF PLAN	P-187/01/C/1A08
11	ELEVATION-E1	P-187/01/C/1A09
12	ELEVATION-E2	P-187/01/C/1A10
13	ELEVATION-E3	P-187/01/C/1A11
14	SECTION-AA	P-187/01/C/1A12
15	SECTION-BB	P-187/01/C/1A13
16	STAIR DETAIL-01	P-187/01/C/1A14
17	STAIR DETAIL-02	P-187/01/C/1A15
18	STAIR DETAIL-03	P-187/01/C/1A16
19	BATH & KITCHEN DETAILS	P-187/01/C/1A17
20	DOOR & WINDOW DETAIL	P-187/01/C/1A18
STRUCTURAL DRAWINGS		
1	LIST OF DRAWING & GENERAL NOTES	ST-01
2	TYPICAL DETAILS	ST-02
3	COLUMN LAYOUT PLAN	ST-03
4	FOUNDATION SETTING OUT PLAN	ST-04
5	FOUNDATION REINFORCEMENT DETAIL (SHEET 1 OF 2)	ST-05
6	FOUNDATION REINFORCEMENT DETAIL (SHEET 2 OF 2)	ST-06
7	COLUMN REINFORCEMENT DETAILS	ST-07
8	GROUND FLOOR FRAMING	ST-08
9	GROUND FLOOR BEAM ELEVATION	ST-09
10	GROUND FLOOR BEAM ELEVATION	ST-10
11	GROUND FLOOR BEAM ELEVATION	ST-11
12	FIRST FLOOR FRAMING PLAN	ST-12
13	FIRST FLOOR SLAB BOTTOM REINFORCEMENT PLAN	ST-13
14	FIRST FLOOR SLAB TOP REINFORCEMENT PLAN	ST-14
15	FIRST FLOOR BEAM ELEVATION	ST-15
16	FIRST FLOOR BEAM ELEVATION	ST-16
17	ROOF FLOOR FRAMING PLAN	ST-17
18	ROOF FLOOR SLAB BOTTOM REINFORCEMENT PLAN	ST-18
19	ROOF FLOOR SLAB TOP REINFORCEMENT PLAN	ST-19
20	ROOF FLOOR BEAM ELEVATION	ST-20
21	ROOF FLOOR BEAM ELEVATION	ST-21
22	STAIRS REINFORCEMENT DETAIL	ST-22

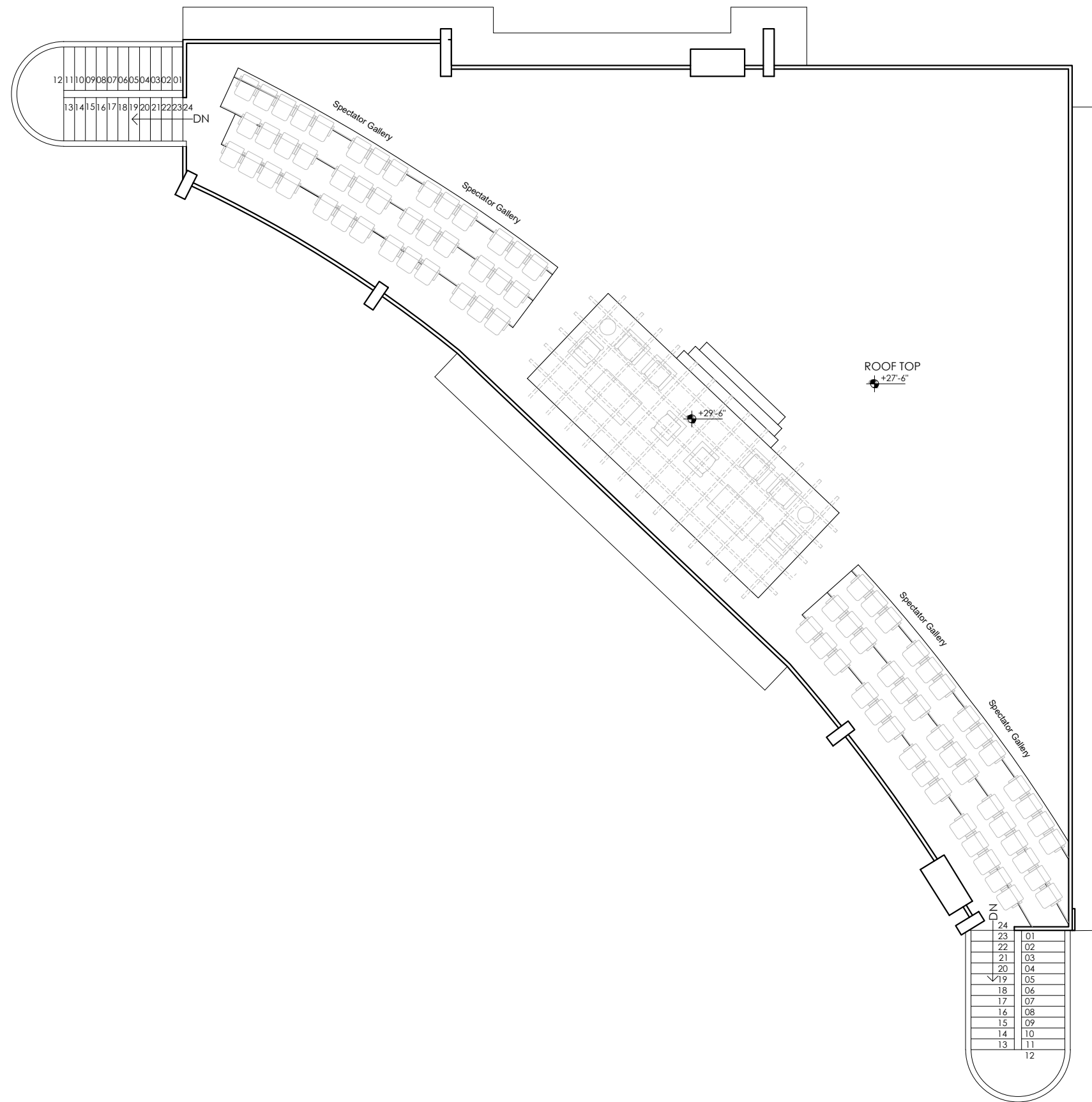


NSPACE

ARCHITECTURE & PLANING DEPARTMENT

416- GULSHAN BLOCK, ALLAMA IQBAL TOWN, LAHORE

E-Mail : info@nspace.info



SITE PLAN
 SCALE: 1/8"=1'-0"

REV NO.	DATE	DESCRIPTION

Client :




INSTITUTE OF BUSINESS ADMINISTRATION
IBA CITY CAMPUS, KARACHI

Job :

PLAYERS FACILITY AND ADMIN
OFFICES AT
IBA MAIN CAMPUS, KARACHI

Design Consultant :



NSPACE
N-SPACE CONSULTANTS
(PVT.) LTD. LAHORE
416- GULSHAN BLDG, ALLAMA IQBAL TOWN, LAHORE
E-Mail : info@nspace.info

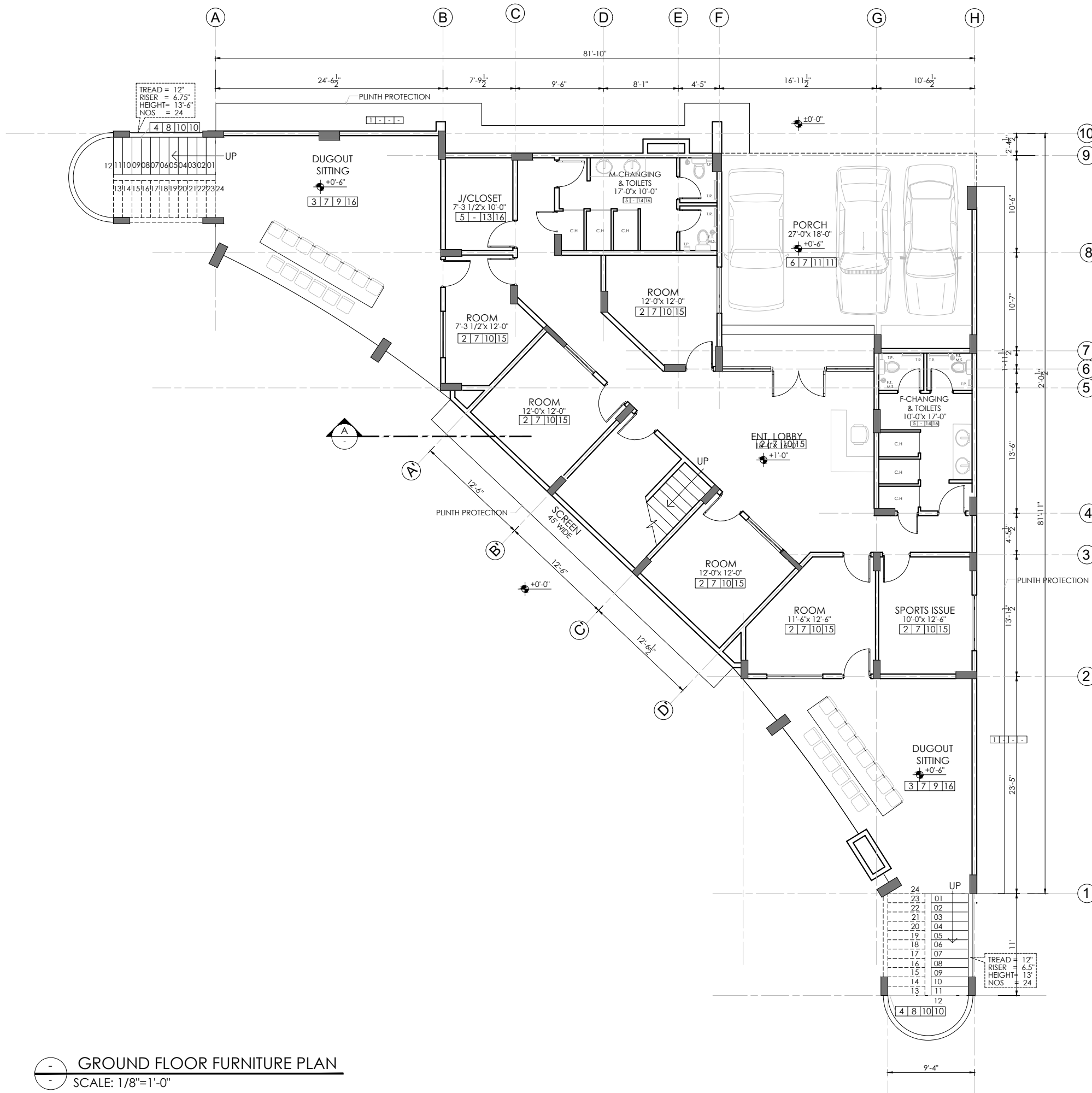
Title :

SITE PLAN

Covered Area:	Total Covered Area:	
Cad By: M.Abdullah	Proj Arch: Ar.Adan	Checked: Ar.Azmat
Job No: P-187	Scale: AS SHOWN	Date: JUL/25

North: _____

Drawing No.
P-187/01/C/1A02



GROUND FLOOR FURNITURE PLAN
SCALE: 1/8"=1'-0"


SCHEDULE OF INTERNAL & EXTERNAL FINISHES

- LEGEND**
SKIRTING — WALL — CEILING
FLOOR —
- 1) 1/2" TH. P.C.C. (1:2:4) WITH 5mm TH. GLASS DIVIDING STRIPS.
 - 2) 2'X2' FULL MATT BODY PORCELAIN TILES OF APPROVED PATTERN, COLOR AND MAKE
 - 3) 18'X18' ANTI-SKID FULL BODY PORCELAIN TILES OF APPROVED PATTERN, COLOR AND MAKE
 - 4) 1" THICK IMPORTED GRANITE SLABS (SINGLE PIECE) OF APPROVED PATTERN AND COLOUR ON TREADS AND RISERS.
 - 5) 2'X4' GLAZED CERAMIC TILES OF APPROVED PATTERN, COLOR AND MAKE
 - 6) 2" THICK INTERLOCKING PRECAST CONCRETE PAVERS WITH PRECAST CONCRETE CURB STONES OF APPROVED SIZE, COLOUR AND MAKE
 - 7) 2'X3' MATT FULL BODY PORCELAIN TILES SKIRTING OF APPROVED PATTERN, COLOUR AND MAKE
 - 8) 1'X4'X1" TH. IMPORTED GRANITE SKIRTING OF APPROVED PATTERN AND COLOUR
 - 9) C.S PLASTER WITH PLASTIC EMULSION PAINT OF APPROVED COLOUR AND MAKE
 - 10) C.S PLASTER WITH VINYL EMULSION PAINT OF APPROVED COLOUR AND MAKE
 - 11) C.S PLASTER WITH WEATHER SHIELD PAINT OF APPROVED COLOUR AND MAKE
 - 12) 18'X6' 2100 HIGH SEMI GLAZED + GLAZED FULL BODY PORCELAIN TILES OF APPROVED PATTERN, COLOUR AND MAKE WITH PLASTIC EMULSION PAINT OF APPROVED COLOUR AND MAKE ABOVE UPTO CEILING
 - 13) 1'X2' 600 HIGH SEMI GLAZED + GLAZED FULL BODY PORCELAIN TILES OF APPROVED PATTERN, COLOUR AND MAKE WITH PLASTIC EMULSION PAINT OF APPROVED COLOUR AND MAKE ABOVE UPTO CEILING
 - 14) 1'X2' 2100 HIGH SEMI GLAZED + GLAZED FULL BODY PORCELAIN TILES OF APPROVED PATTERN, COLOUR AND MAKE WITH PLASTIC EMULSION PAINT OF APPROVED COLOUR AND MAKE ABOVE UPTO CEILING
 - 15) 2'X2' POP FALSE CEILING SYSTEM OF APPROVED DESIGN, COLOR AND DESIGN
 - 16) PLAIN/PERFORATED IMPORTED METAL FALSE CEILING SYSTEM OF APPROVED SIZE, DESIGN, COLOUR AND MAKE

REV NO.	DATE	DESCRIPTION

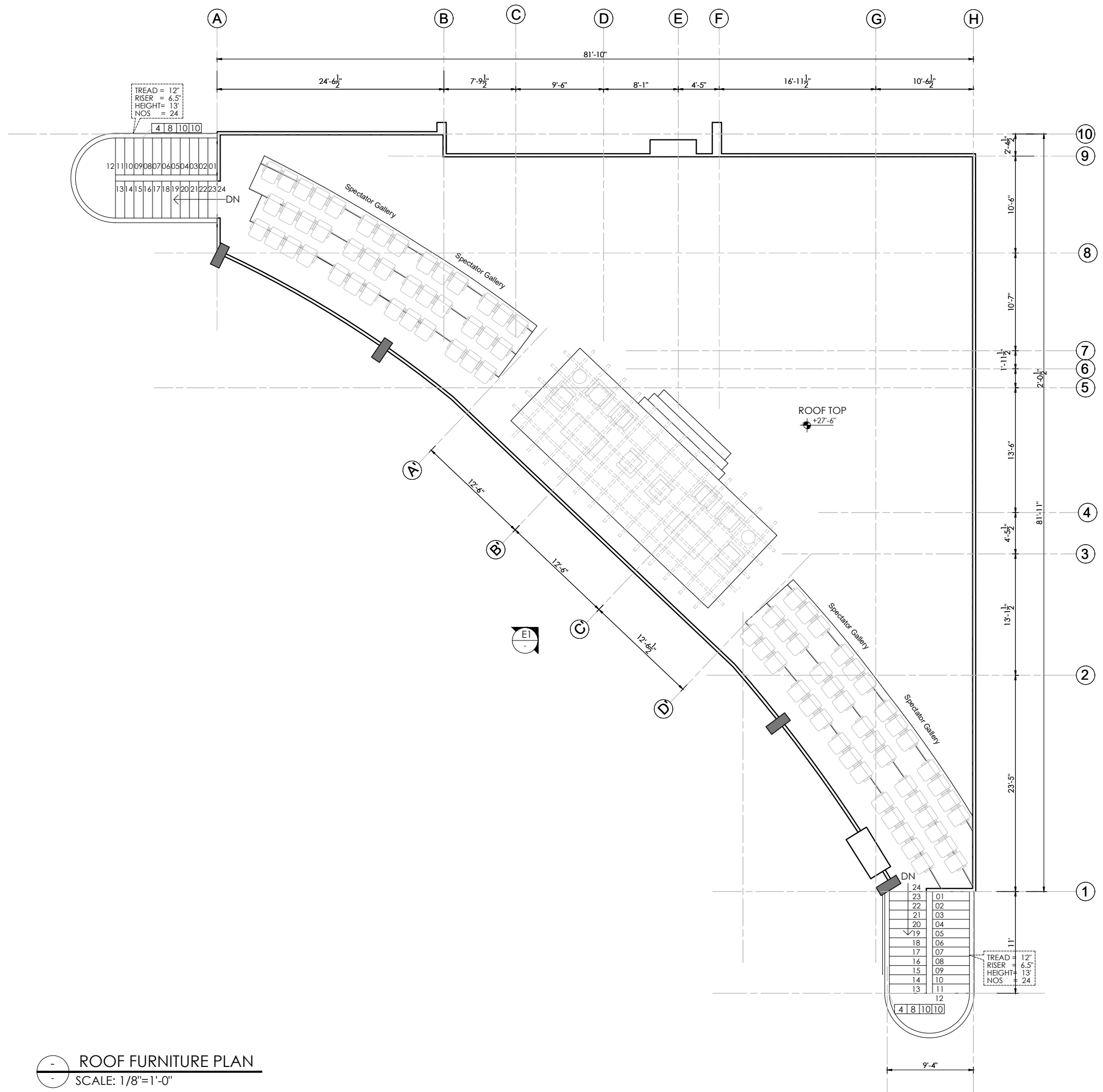
Client : 
INSTITUTE OF BUSINESS ADMINISTRATION
IBA CITY CAMPUS, KARACHI

Job : **PLAYERS FACILITY AND ADMIN OFFICES AT IBA MAIN CAMPUS, KARACHI**

Design Consultant : 
NSPACE
N-SPACE CONSULTANTS (PVT.) LTD. LAHORE
416 GULSHAN BLDG, ALLAMA IQBAL TOWN, LAHORE
E-Mail : info@n-space.info

Title : **GROUND FLOOR FURNITURE PLAN**

Covered Area:	3,622 SFT	Total Covered Area:	7,244 SFT
Cad By:	M.Abdullah	Proj Arch:	Ar.Adan
Job No:	P-187	Scale:	AS SHOWN
North:	Drawing No. P-187/01/C/1A03		



ROOF FURNITURE PLAN
SCALE: 1/8"=1'-0"

REV NO.	DATE	DESCRIPTION

Client :

 INSTITUTE OF BUSINESS ADMINISTRATION
 IBA CITY CAMPUS, KARACHI

Job :
 PLAYERS FACILITY AND ADMIN OFFICES AT
 IBA MAIN CAMPUS, KARACHI

Design Consultant :

NSPACE
 N-SPACE CONSULTANTS (PVT.) LTD. LAHORE
 416- GULSHAN BLDG, ALLAMA IQBAL TOWN, LAHORE
 E-Mail : info@nspace.info

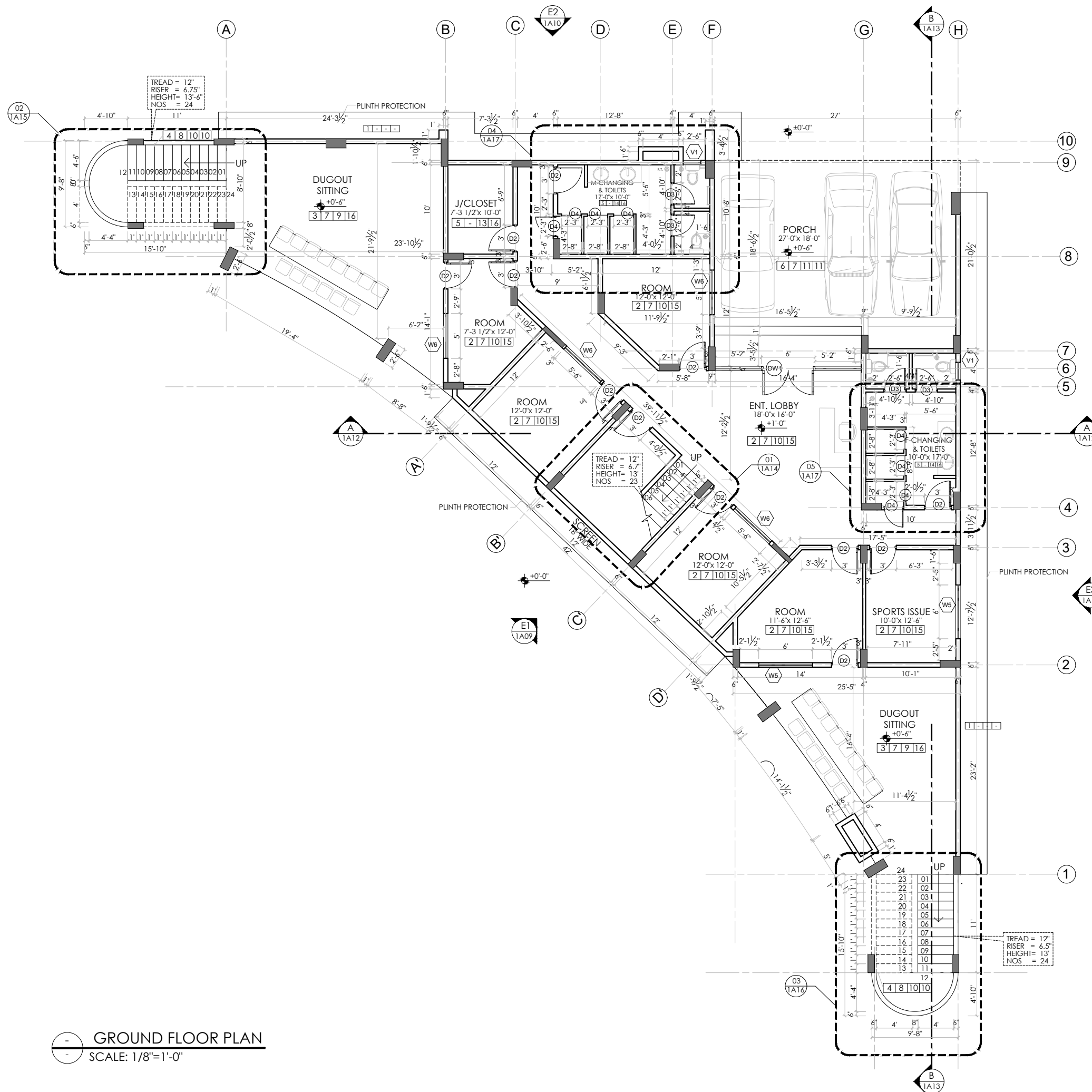
Title :
ROOF FURNITURE PLAN

Covered Area: _____ Total Covered Area: **7,244 SFT**

Cad By : M.Abdullah Proj Arch: Ar.Adan Checked : Ar.Azmat
 Job No : P-187 Scale : AS SHOWN Date : JUL/25

North: _____ Drawing No. **P-187/01/C/1A05**

ALL DESIGN AND DETAILS ARE THE PROPERTY OF N SPACE CONSULTANTS PRIVATE LIMITED LAHORE AND CAN NOT BE USED WITHOUT WRITTEN PERMISSION. ALL DRAWINGS MUST BE RETURNED UPON COMPLETION OF WORK. PLEASE DO NOT SCALE DRAWINGS. ALL MEASUREMENTS MUST BE VERIFIED TO ENSURE COMPLIANCE, ACCURACY AND CONFORMITY TO BUILDING BYE-LAWS BY THE SUPERVISING ARCHITECT / ENGINEER / CONTRACTOR. APPROVED DRAWINGS SHOULD BE KEPT AT SITE ALL THE TIMES. IT IS THE RESPONSIBILITY OF THE CONTRACTOR TO COORDINATE ALL DRAWINGS I.E., ARCHITECTURE, STRUCTURE, MEP OR ANY OTHER RELATED DRAWING. ANY DISCREPANCY BETWEEN ANY KIND OF DRAWINGS SHOULD BE VERIFIED BEFORE STARTING ANY WORK ON SITE.



GROUND FLOOR PLAN
SCALE: 1/8"=1'-0"

SCHEDULE OF INTERNAL & EXTERNAL FINISHES

- LEGEND
- SKIRTING
 - FLOOR
 - WALL
 - CEILING
- 1 1/2" TH. P.C.C. (1:2:4) WITH 5mm TH. GLASS DIVIDING STRIPS.
 - 2 2'X2' FULL MATT BODY PORCELAIN TILES OF APPROVED PATTERN, COLOUR AND MAKE
 - 3 18"x18" ANTI-SKID FULL BODY PORCELAIN TILES OF APPROVED PATTERN, COLOUR AND MAKE
 - 4 1" THICK IMPORTED GRANITE SLABS (SINGLE PIECE) OF APPROVED PATTERN AND COLOUR ON TREADS AND RISERS.
 - 5 2'X4' GLAZED CERAMIC TILES OF APPROVED PATTERN, COLOUR AND MAKE
 - 6 2" THICK INTERLOCKING PRECAST CONCRETE PAVERS WITH PRECAST CONCRETE CURB STONES OF APPROVED SIZE, COLOUR AND MAKE
 - 7 2'X3' MATT FULL BODY PORCELAIN TILES SKIRTING OF APPROVED PATTERN, COLOUR AND MAKE
 - 8 1'X4'X1" TH. IMPORTED GRANITE SKIRTING OF APPROVED PATTERN, COLOUR AND MAKE
 - 9 C.S PLASTER WITH PLASTIC EMULSION PAINT OF APPROVED COLOUR AND MAKE
 - 10 C.S PLASTER WITH VINYL EMULSION PAINT OF APPROVED COLOUR AND MAKE
 - 11 C.S PLASTER WITH WEATHER SHIELD PAINT OF APPROVED COLOUR AND MAKE
 - 12 18"x6" 2100 HIGH SEMI GLAZED + GLAZED FULL BODY PORCELAIN TILES OF APPROVED PATTERN, COLOUR AND MAKE WITH PLASTIC EMULSION PAINT OF APPROVED COLOUR AND MAKE ABOVE UPTO CEILING
 - 13 1'X2' 600 HIGH SEMI GLAZED + GLAZED FULL BODY PORCELAIN TILES OF APPROVED PATTERN, COLOUR AND MAKE WITH PLASTIC EMULSION PAINT OF APPROVED COLOUR AND MAKE ABOVE UPTO CEILING
 - 14 1'X2' 2100 HIGH SEMI GLAZED + GLAZED FULL BODY PORCELAIN TILES OF APPROVED PATTERN, COLOUR AND MAKE WITH PLASTIC EMULSION PAINT OF APPROVED COLOUR AND MAKE ABOVE UPTO CEILING
 - 15 2'X2' POP FALSE CEILING SYSTEM OF APPROVED DESIGN, COLOUR AND DESIGN
 - 16 PLAIN/PERFORATED IMPORTED METAL FALSE CEILING SYSTEM OF APPROVED SIZE, DESIGN, COLOUR AND MAKE

REV NO.	DATE	DESCRIPTION

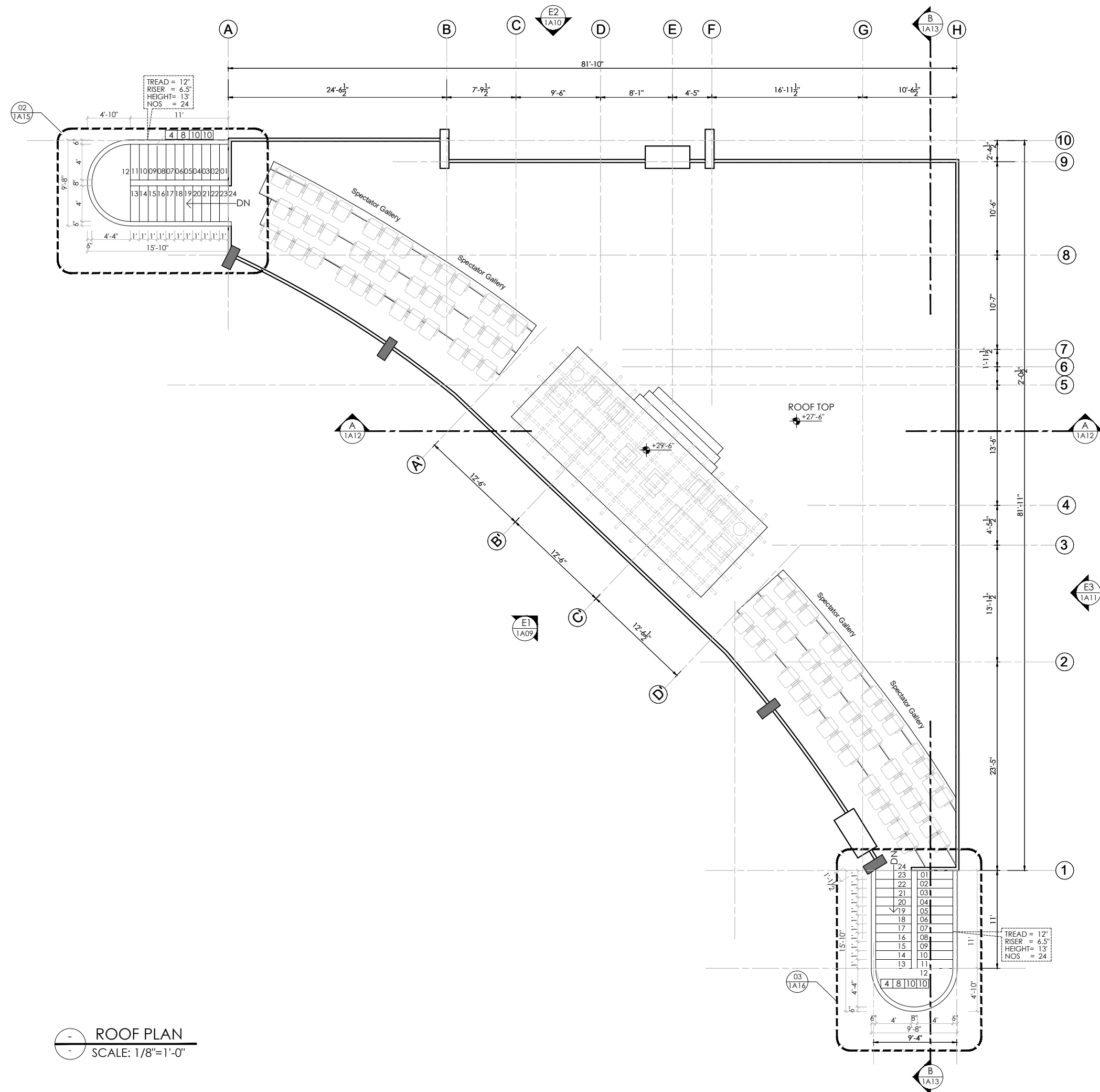
Client :
IBA
 INSTITUTE OF BUSINESS ADMINISTRATION
 IBA CITY CAMPUS, KARACHI

Job :
 PLAYERS FACILITY AND ADMIN OFFICES AT
 IBA MAIN CAMPUS, KARACHI

Design Consultant :
NSPACE
 N-SPACE CONSULTANTS (PVT.) LTD. LAHORE
 416- GULSHAN BLDG., ALLAMA IQBAL TOWN, LAHORE
 E-Mail : info@nspce.info

Title :
GROUND FLOOR PLAN

Covered Area:	3,622 SFT	Total Covered Area:	7,244 SFT
Cad By:	M.Abdullah	Proj Arch:	Ar.Adan
Job No:	P-187	Scale:	AS SHOWN
North:	Drawing No. P-187/01/C/1A06		
Checked:		Ar.Azmat	
Date:	JUL/25		



ROOF PLAN
SCALE: 1/8"=1'-0"

REV NO.	DATE	DESCRIPTION

Client :

 INSTITUTE OF BUSINESS ADMINISTRATION
 IBA CITY CAMPUS, KARACHI

Job :
 PLAYERS FACILITY AND ADMIN
 OFFICES AT
 IBA MAIN CAMPUS, KARACHI

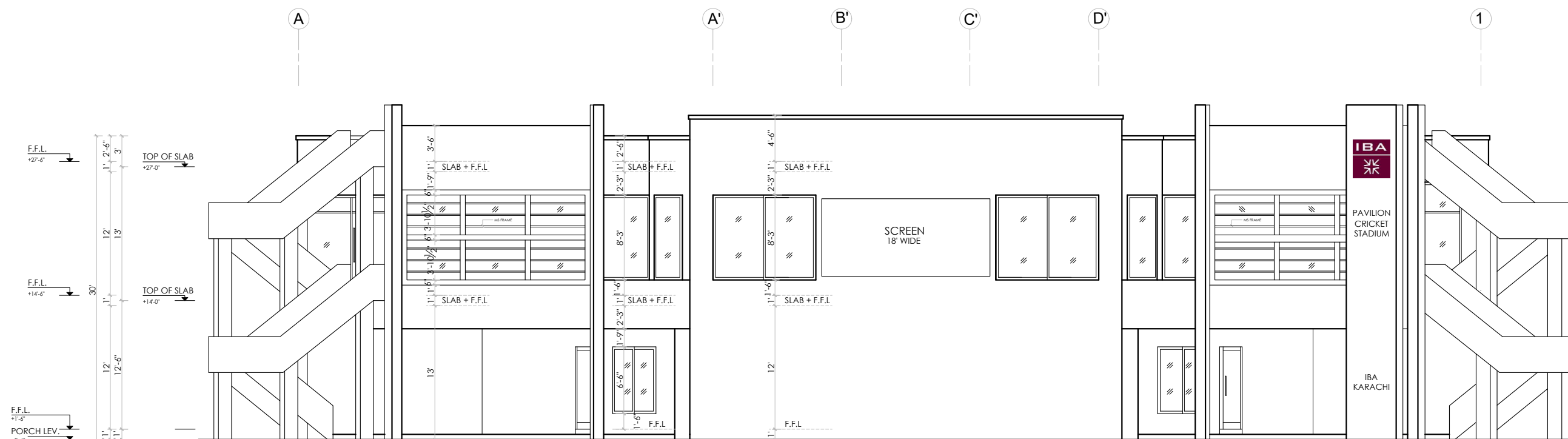
Design Consultant :

NSPACE
 N-SPACE CONSULTANTS
 (PVT.) LTD. LAHORE
 416- GULSHAN BLDG., ALLAMA IQBAL TOWN, LAHORE
 E-Mail : info@nspace.info

Title :
ROOF PLAN

Covered Area:	Total Covered Area:	7,244 SFT
Cad By:	Proj Arch:	Checked:
M.Abdullah	Ar.Adan	Ar.Azmat
Job No:	Scale:	Date:
P-187	AS SHOWN	JUL/25
North:	Drawing No.	P-187/01/C/1A08

ALL DESIGN AND DETAILS ARE THE PROPERTY OF N SPACE CONSULTANTS PRIVATE LIMITED LAHORE AND CAN NOT BE USED WITHOUT WRITTEN PERMISSION. ALL DRAWINGS MUST BE RETURNED UPON COMPLETION OF WORK. PLEASE DO NOT SCALE DRAWINGS. ALL MEASUREMENTS MUST BE VERIFIED TO ENSURE COMPLIANCE, ACCURACY AND CONFORMITY TO BUILDING BYE-LAWS BY THE SUPERVISING ARCHITECT / ENGINEER / CONTRACTOR. APPROVED DRAWINGS SHOULD BE KEPT AT SITE ALL THE TIMES. IT IS THE RESPONSIBILITY OF THE CONTRACTOR TO COORDINATE ALL DRAWINGS I.E., ARCHITECTURE, STRUCTURE, MEP OR ANY OTHER RELATED DRAWING. ANY DISCREPANCY BETWEEN ANY KIND OF DRAWINGS SHOULD BE VERIFIED BEFORE STARTING ANY WORK ON SITE.



E1 ELEVATION
 SCALE: 1/8"=1'-0"
 1A06, 1A07, 1A08

REV NO.	DATE	DESCRIPTION

REV NO.	DATE	DESCRIPTION


Client :


 INSTITUTE OF BUSINESS ADMINISTRATION
 IBA CITY CAMPUS, KARACHI

Job :

PLAYERS FACILITY AND ADMIN
 OFFICES AT
 IBA MAIN CAMPUS, KARACHI

Design Consultant :


N-SPACE
 N-SPACE CONSULTANTS
 (PVT.) LTD. LAHORE
 416- GULSHAN BLOCK, ALLAMA IQBAL TOWN, LAHORE
 E-Mail : info@nspace.info

Title :

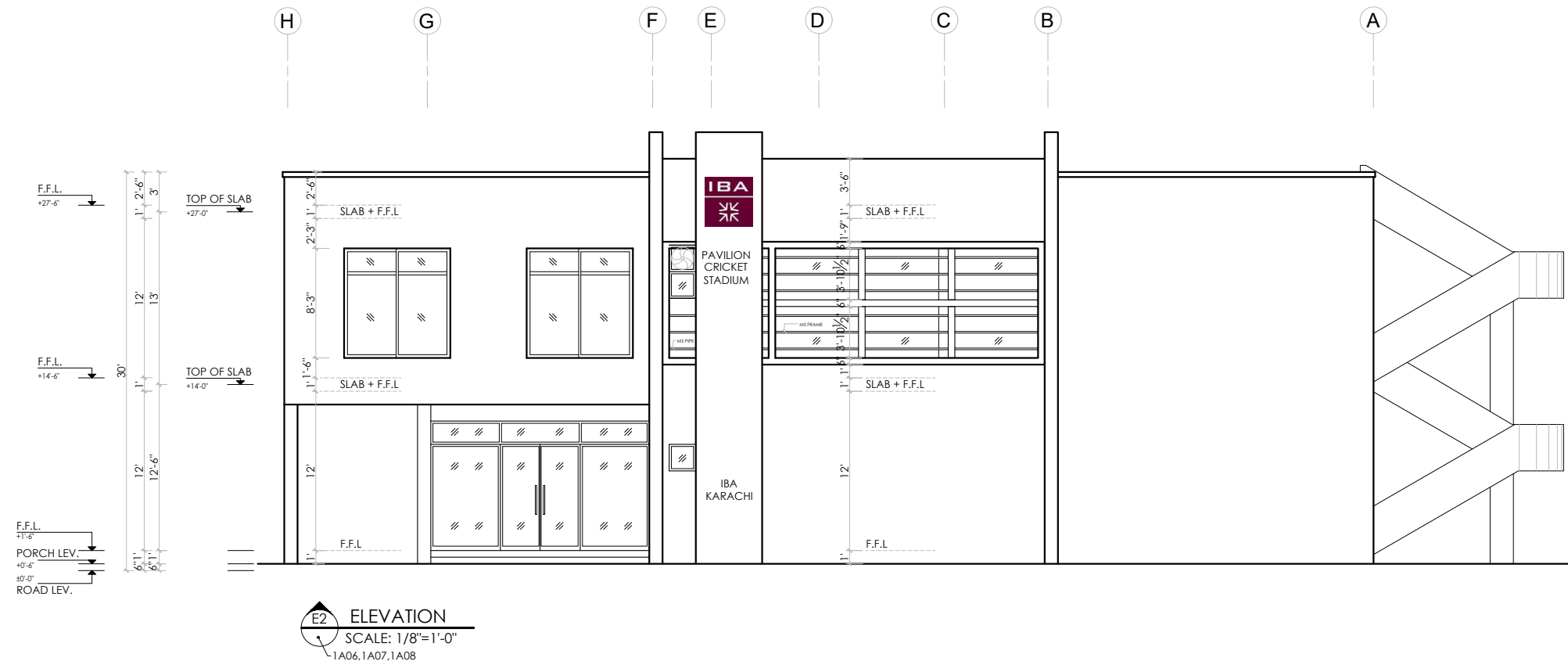
ELEVATION E1

Covered Area: _____		Total Covered Area: _____	
Cad By : M.Abdullah	Proj Arch: Ar.Adan	Checked : Ar.Azmat	
Job No : P-187	Scale : AS SHOWN	Date : JUL/25	

North: _____

Drawing No.
P-187/01/C/1A09

ALL DESIGN AND DETAILS ARE THE PROPERTY OF N SPACE CONSULTANTS PRIVATE LIMITED LAHORE AND CAN NOT BE USED WITHOUT WRITTEN PERMISSION. ALL DRAWINGS MUST BE RETURNED UPON COMPLETION OF WORK. PLEASE DO NOT SCALE DRAWINGS. ALL MEASUREMENTS MUST BE VERIFIED TO ENSURE COMPLIANCE, ACCURACY AND CONFORMITY TO BUILDING BYE-LAWS BY THE SUPERVISING ARCHITECT / ENGINEER / CONTRACTOR. APPROVED DRAWINGS SHOULD BE KEPT AT SITE ALL THE TIMES. IT IS THE RESPONSIBILITY OF THE CONTRACTOR TO COORDINATE ALL DRAWINGS I.E., ARCHITECTURE, STRUCTURE, MEP OR ANY OTHER RELATED DRAWING. ANY DISCREPANCY BETWEEN ANY KIND OF DRAWINGS SHOULD BE VERIFIED BEFORE STARTING ANY WORK ON SITE.




REV NO.	DATE	DESCRIPTION
---------	------	-------------

Client :

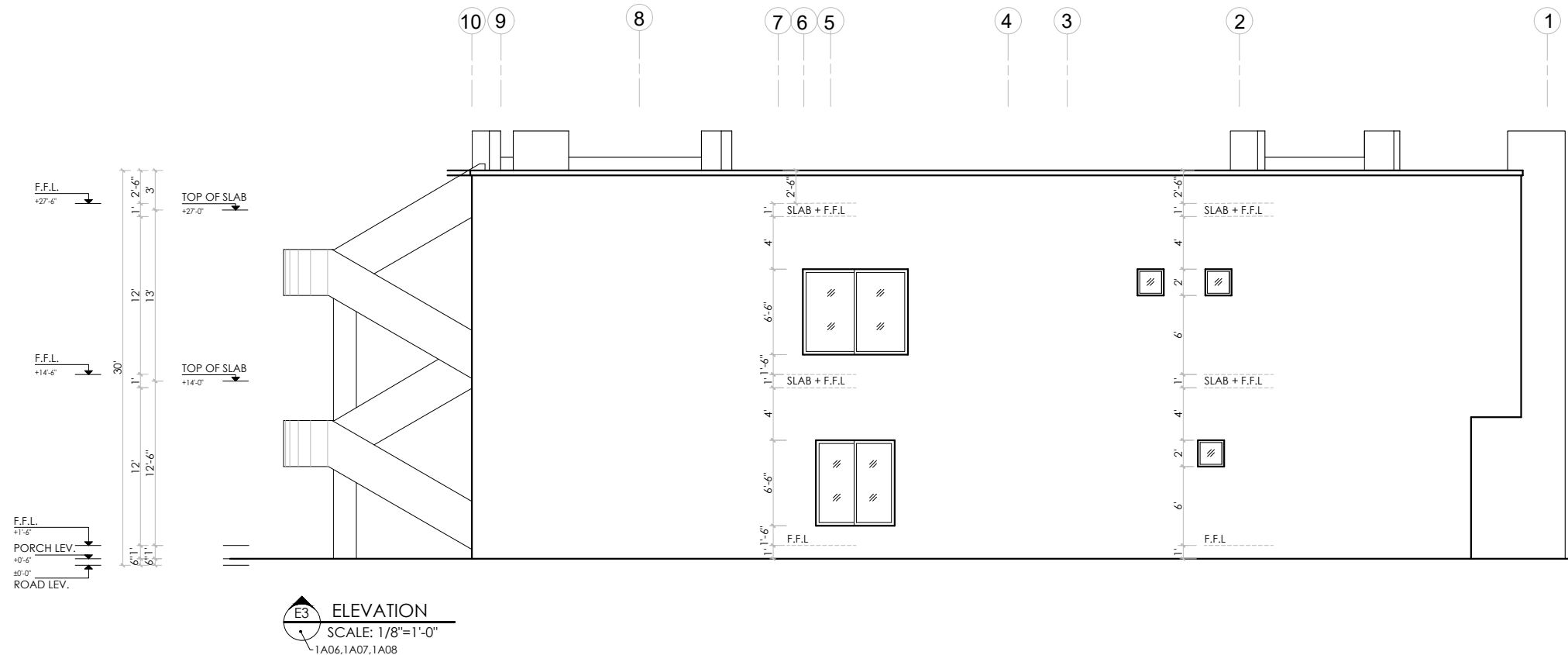
 INSTITUTE OF BUSINESS ADMINISTRATION
 IBA CITY CAMPUS, KARACHI

Job :
 PLAYERS FACILITY AND ADMIN
 OFFICES AT
 IBA MAIN CAMPUS, KARACHI

Design Consultant :

NSPACE
 N-SPACE CONSULTANTS
 (PVT.) LTD. LAHORE
 416-GULSHAN BLDG., ALLAMA IQBAL TOWN, LAHORE
 E-Mail : info@nspace.info

Title :
ELEVATION E2

Covered Area:		Total Covered Area:	
Cad By : M.Abdullah	Proj Arch: Ar.Adan	Checked : Ar.Azmat	
Job No : P-187	Scale : AS SHOWN	Date : JUL/25	
North:	Drawing No. P-187/01/C/1A10		



REV NO.	DATE	DESCRIPTION

Client :




INSTITUTE OF BUSINESS ADMINISTRATION
IBA CITY CAMPUS, KARACHI

Job :

**PLAYERS FACILITY AND ADMIN
OFFICES AT
IBA MAIN CAMPUS, KARACHI**

Design Consultant :



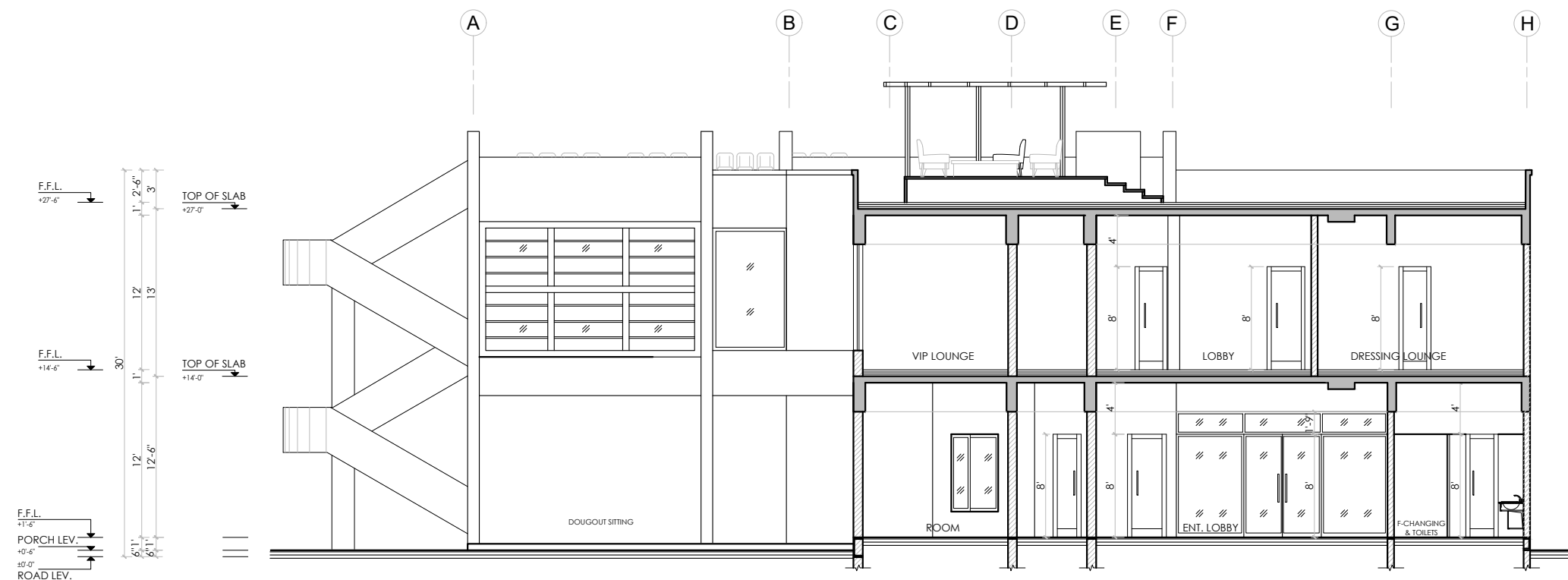
**N-SPACE CONSULTANTS
(PVT.) LTD. LAHORE**
416- GULSHAN BLOCK, ALLAMA IQBAL TOWN, LAHORE
E-Mail: info@nspace.info

Title :

ELEVATION E3

Covered Area:	Total Covered Area:	
Cad By : M.Abdullah	Proj Arch: Ar.Adan	Checked : Ar.Azmat
Job No : P-187	Scale : AS SHOWN	Date : JUL/25
North:	Drawing No. P-187/01/C/1A11	

ALL DESIGN AND DETAILS ARE THE PROPERTY OF N SPACE CONSULTANTS PRIVATE LIMITED LAHORE AND CAN NOT BE USED WITHOUT WRITTEN PERMISSION. ALL DRAWINGS MUST BE RETURNED UPON COMPLETION OF WORK. PLEASE DO NOT SCALE DRAWINGS. ALL MEASUREMENTS MUST BE VERIFIED TO ENSURE COMPLIANCE, ACCURACY AND CONFORMITY TO BUILDING BY-LAWS BY THE SUPERVISING ARCHITECT / ENGINEER / CONTRACTOR. APPROVED DRAWINGS SHOULD BE KEPT AT SITE ALL THE TIMES. IT IS THE RESPONSIBILITY OF THE CONTRACTOR TO COORDINATE ALL DRAWINGS I.E., ARCHITECTURE, STRUCTURE, MEP OR ANY OTHER RELATED DRAWING. ANY DISCREPANCY BETWEEN ANY KIND OF DRAWINGS SHOULD BE VERIFIED BEFORE STARTING ANY WORK ON SITE.



SECTION
SCALE: 1/8"=1'-0"
1A06,1A07,1A08

REV NO.	DATE	DESCRIPTION
---------	------	-------------

Client :

 INSTITUTE OF BUSINESS ADMINISTRATION
 IBA CITY CAMPUS, KARACHI

Job :
 PLAYERS FACILITY AND ADMIN
 OFFICES AT
 IBA MAIN CAMPUS, KARACHI

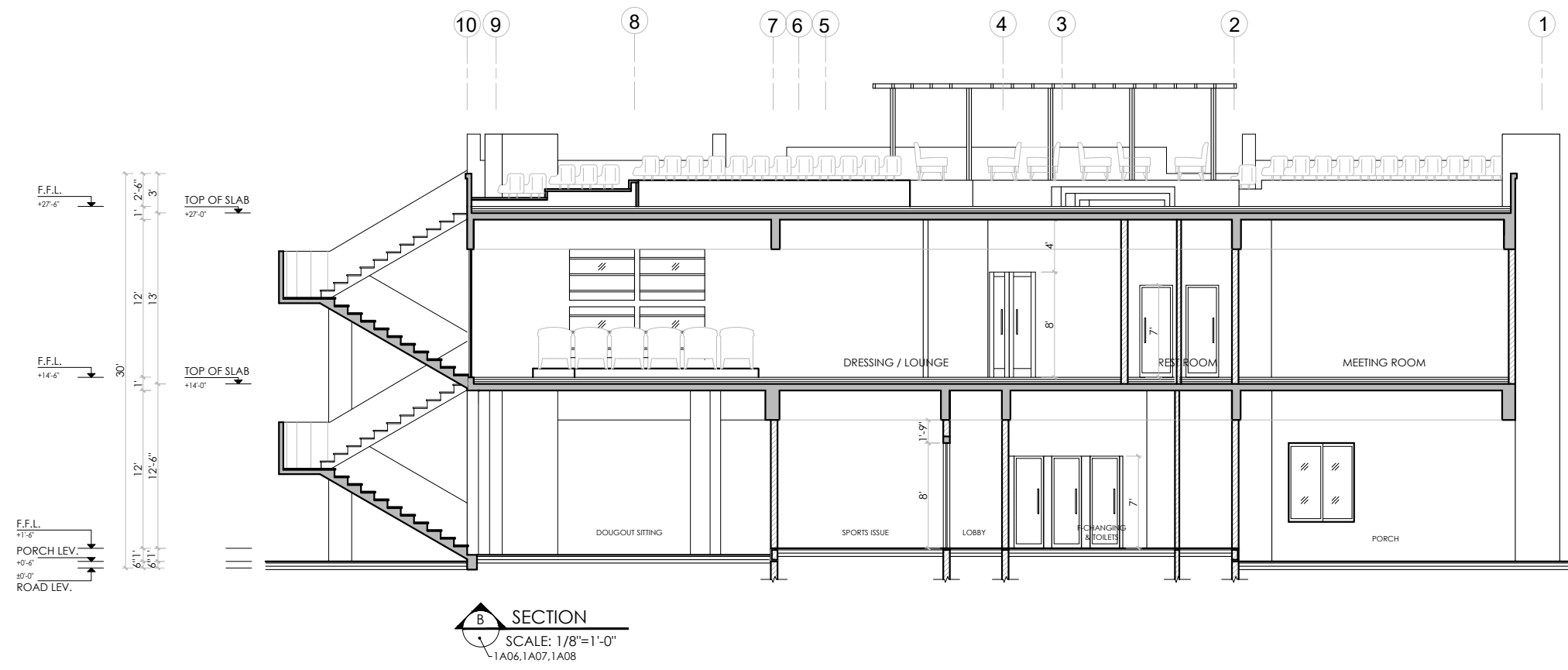
Design Consultant :

 NSPACE
 N-SPACE CONSULTANTS
 (PVT.) LTD. LAHORE
 416- GULSHAN BLDG, ALLAMA IQBAL TOWN, LAHORE
 Email : info@nspace.info

Title :
 SECTION-AA

Covered Area:	Total Covered Area:	
Cad By : M.Abdullah	Proj Arch: Ar.Adan	Checked : Ar.Azmat
Job No : P-187	Scale : AS SHOWN	Date : JUL/25
North:	Drawing No.	P-187/01/C/1A12

ALL DESIGN AND DETAILS ARE THE PROPERTY OF N SPACE CONSULTANTS PRIVATE LIMITED LAHORE AND CAN NOT BE USED WITHOUT WRITTEN PERMISSION. ALL DRAWINGS MUST BE RETURNED UPON COMPLETION OF WORK. PLEASE DO NOT SCALE DRAWINGS. ALL MEASUREMENTS MUST BE VERIFIED TO ENSURE COMPLIANCE, ACCURACY AND CONFORMITY TO BUILDING BYE-LAWS BY THE SUPERVISING ARCHITECT / ENGINEER / CONTRACTOR. APPROVED DRAWINGS SHOULD BE KEPT AT SITE ALL THE TIMES. IT IS THE RESPONSIBILITY OF THE CONTRACTOR TO COORDINATE ALL DRAWINGS I.E., ARCHITECTURE, STRUCTURE, MEP OR ANY OTHER RELATED DRAWING. ANY DISCREPANCY BETWEEN ANY KIND OF DRAWINGS SHOULD BE VERIFIED BEFORE STARTING ANY WORK ON SITE.




REV NO.	DATE	DESCRIPTION

Client :

 INSTITUTE OF BUSINESS ADMINISTRATION
 IBA CITY CAMPUS, KARACHI

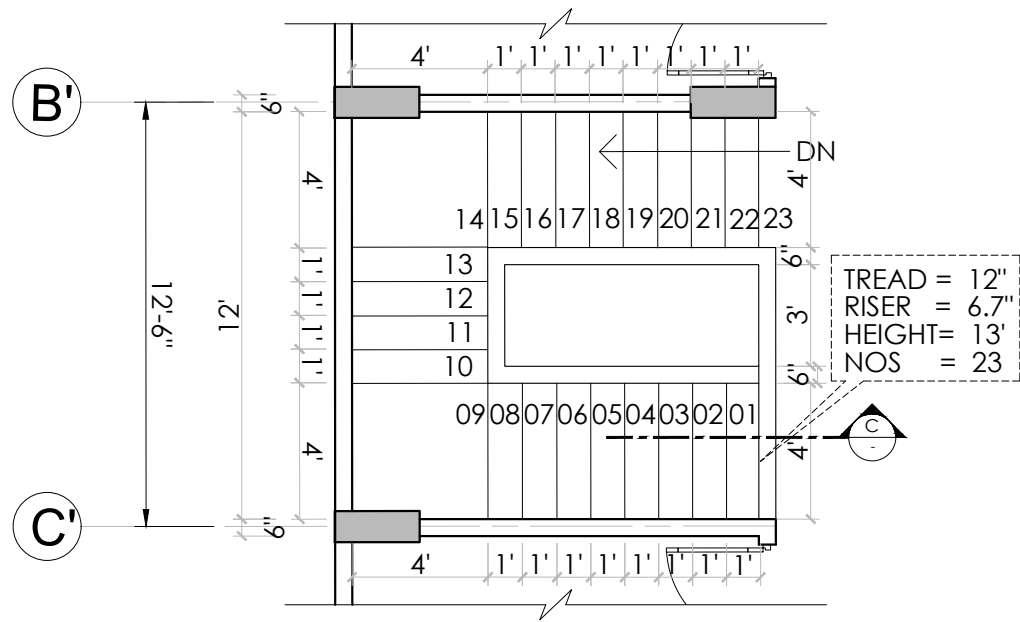
Job :
 PLAYERS FACILITY AND ADMIN
 OFFICES AT
 IBA MAIN CAMPUS, KARACHI

Design Consultant :

NSPACE
N-SPACE CONSULTANTS
 (PVT.) LTD. LAHORE
 416- GULSHAN BLOK, ALLAMA IQBAL TOWN, LAHORE
 EMail : info@nspaceltd.com

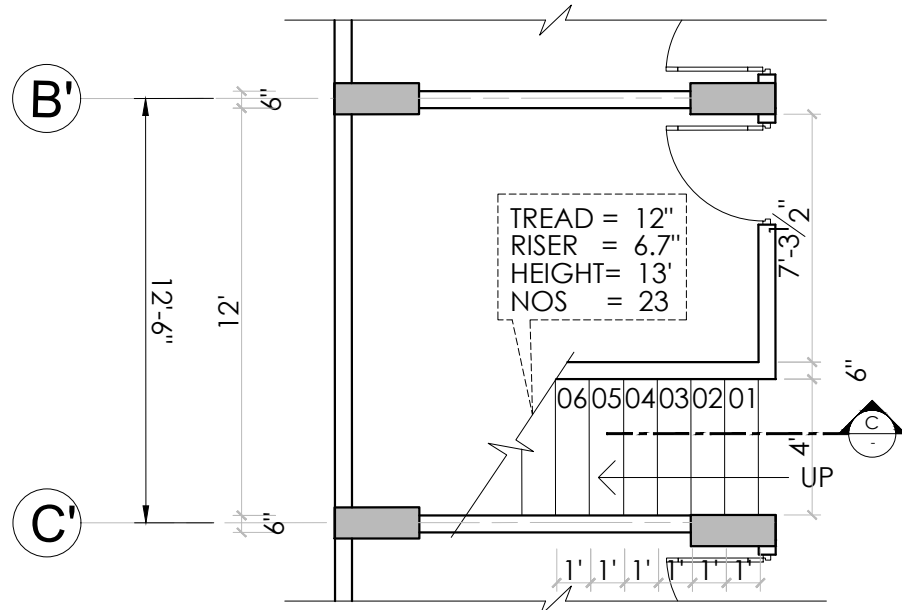
Title :
SECTION-BB

Cad By : M.Abdullah	Proj Arch : Ar.Adan	Checked : Ar.Azmat
Job No : P-187	Scale : AS SHOWN	Date : JUL/25
North:	Drawing No. P-187/01/C/1A13	

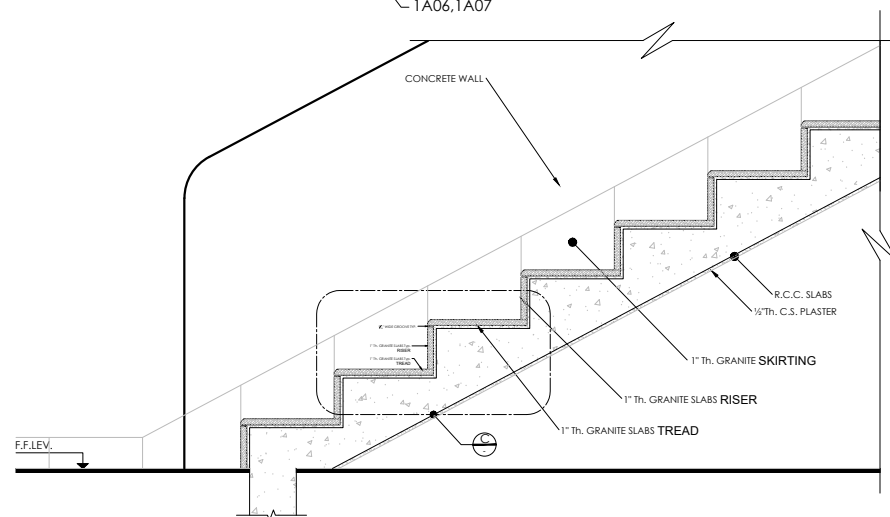
ALL DESIGN AND DETAILS ARE THE PROPERTY OF N SPACE CONSULTANTS PRIVATE LIMITED LAHORE AND CAN NOT BE USED WITHOUT WRITTEN PERMISSION. ALL DRAWINGS MUST BE RETURNED UPON COMPLETION OF WORK. PLEASE DO NOT SCALE DRAWINGS. ALL MEASUREMENTS MUST BE VERIFIED TO ENSURE COMPLIANCE, ACCURACY AND CONFORMITY TO BUILDING BYE-LAWS BY THE SUPERVISING ARCHITECT / ENGINEER / CONTRACTOR. APPROVED DRAWINGS SHOULD BE KEPT AT SITE ALL THE TIMES. IT IS THE RESPONSIBILITY OF THE CONTRACTOR TO COORDINATE ALL DRAWINGS I.E., ARCHITECTURE, STRUCTURE, MEP OR ANY OTHER RELATED DRAWING. ANY DISCREPANCY BETWEEN ANY KIND OF DRAWINGS SHOULD BE VERIFIED BEFORE STARTING ANY WORK ON SITE.



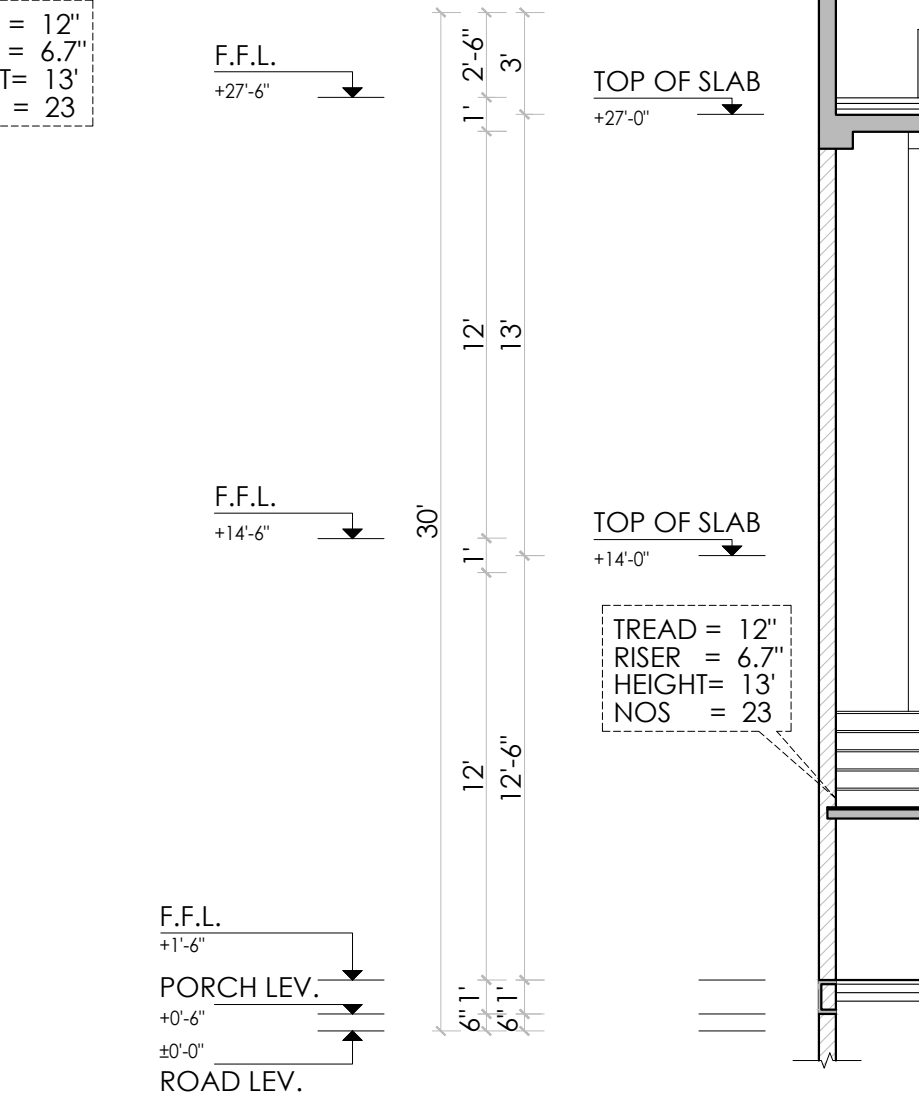
01 FIRST FLOOR PLAN
SCALE: 1/4"=1'-0"
1A06, 1A07



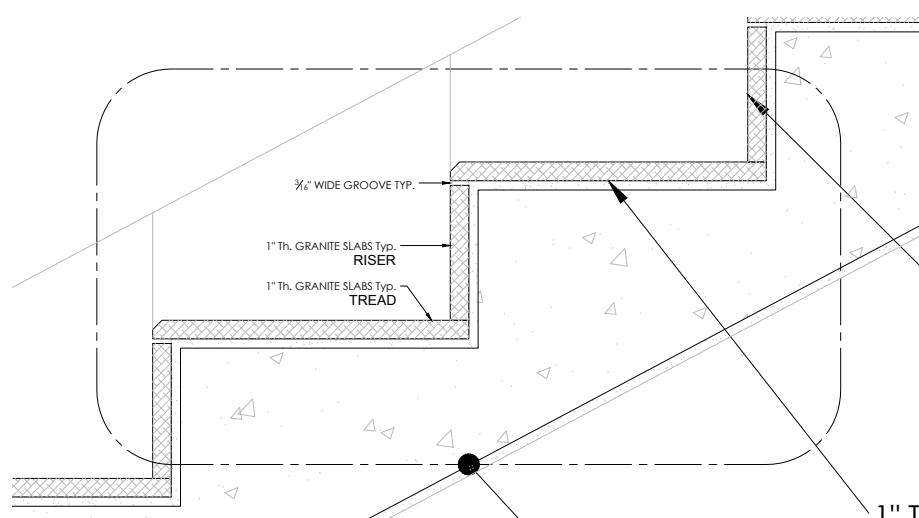
01 GROUND FLOOR PLAN
SCALE: 1/4"=1'-0"
1A06, 1A07



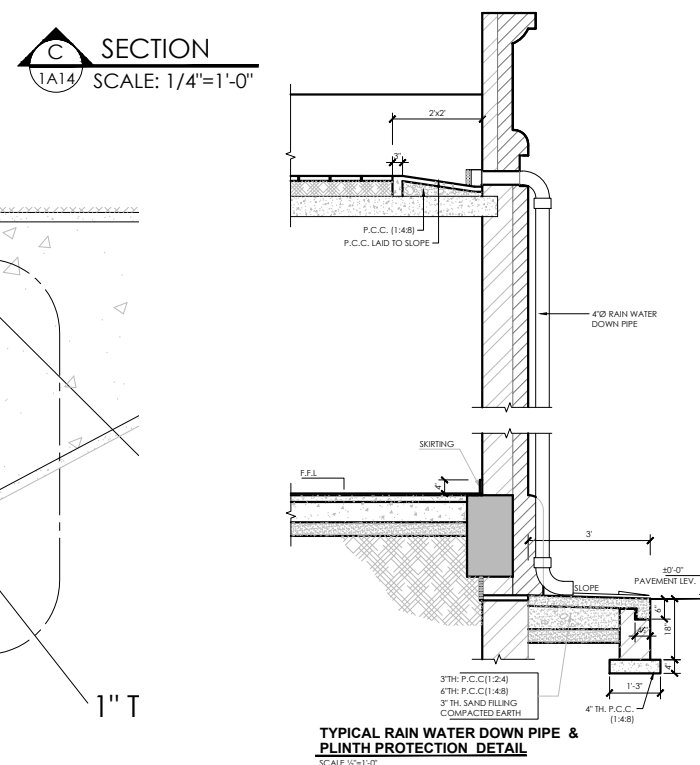
SECTION
SCALE 1"=1'-0"



C SECTION
1A14 SCALE: 1/4"=1'-0"



C DETAIL
SCALE 3"=1'



TYPICAL RAIN WATER DOWN PIPE & PLINTH PROTECTION DETAIL
SCALE 3"=1'

REV NO.	DATE	DESCRIPTION

Client :



INSTITUTE OF BUSINESS ADMINISTRATION
IBA CITY CAMPUS, KARACHI

Job :

PLAYERS FACILITY AND ADMIN
OFFICES AT
IBA MAIN CAMPUS, KARACHI

Design Consultant :



N-SPACE
CONSULTANTS
(PVT.) LTD. LAHORE
416-GULSHAN BLDG, ALLAMA IQBAL TOWN, LAHORE
E-Mail : info@nspcpe.info

Title :

STAIR DETAIL-1

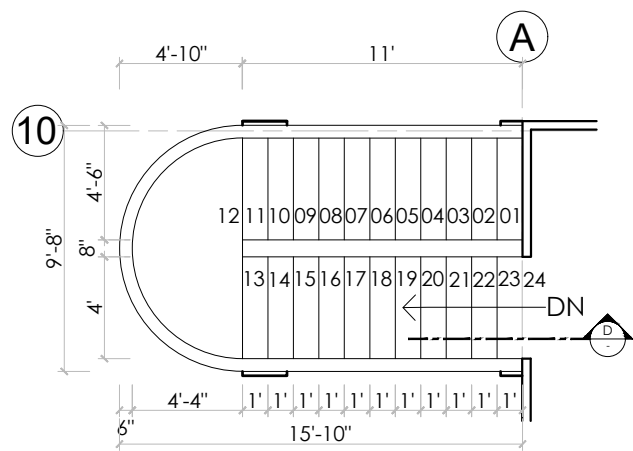
Covered Area: _____ Total Covered Area: _____

Cad By: M.Abdullah Proj Arch: Ar.Adan Checked: Ar.Azmat

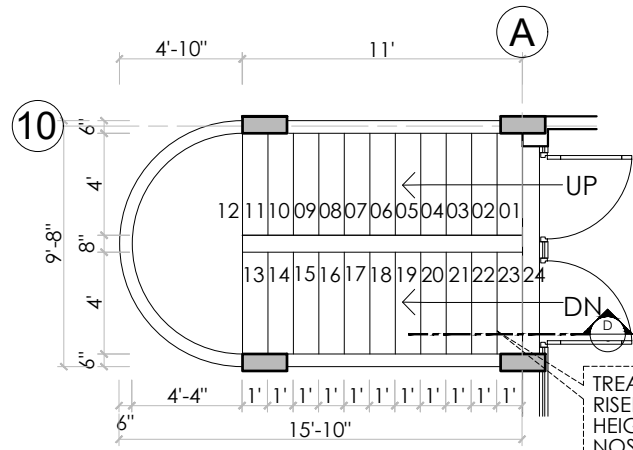
Job No: P-187 Scale: AS SHOWN Date: JUL/25

North: _____ Drawing No.

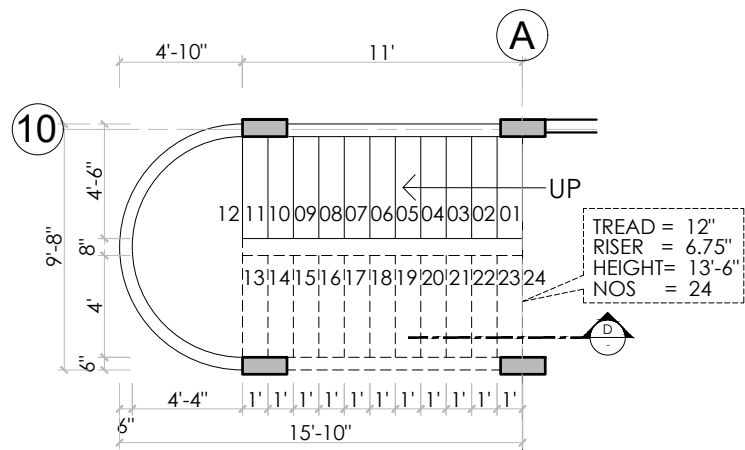
P-187/01/C/1A14



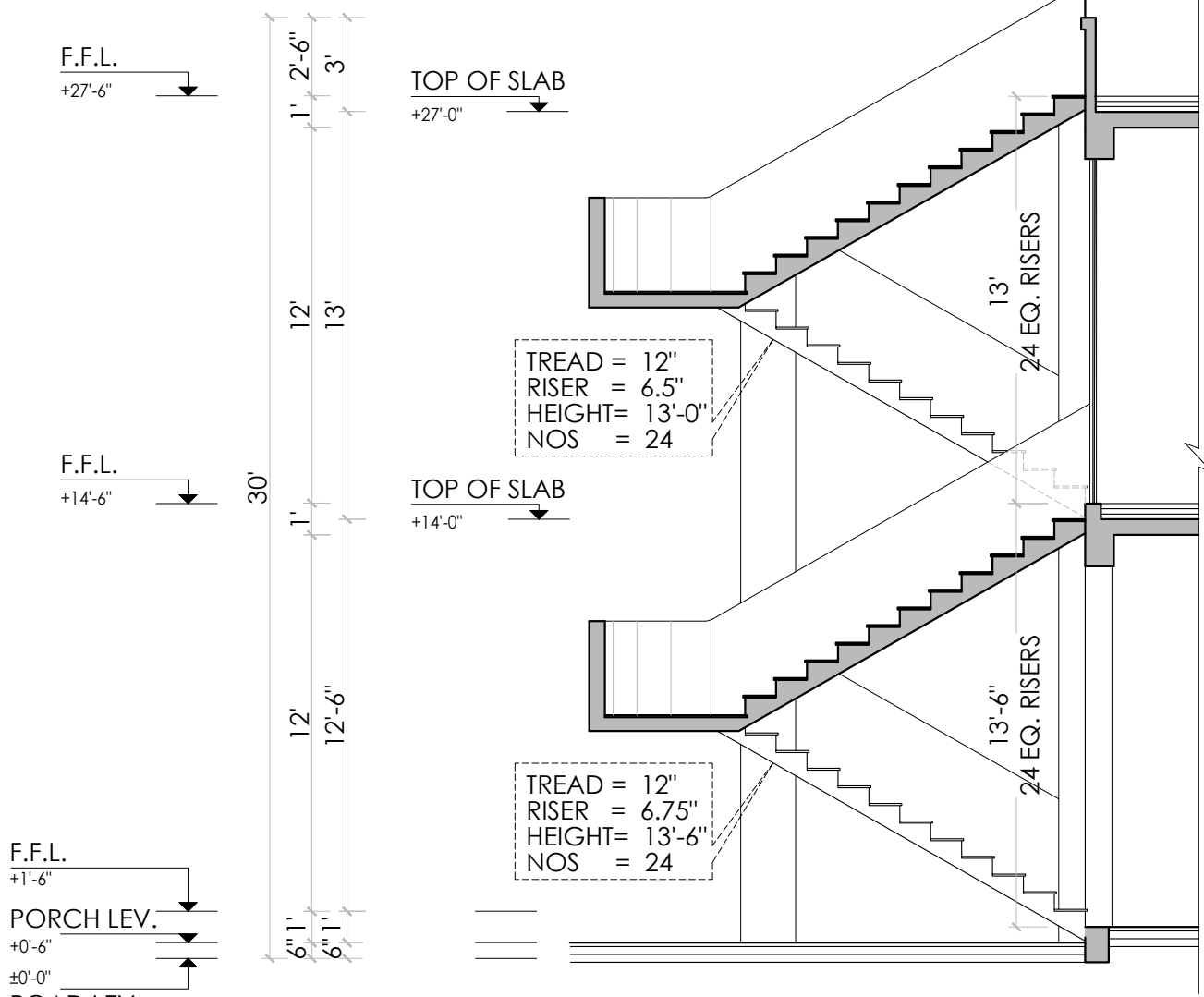
02 ROOF PLAN
SCALE: 1/4"=1'-0"
1A06, 1A07, 1A08



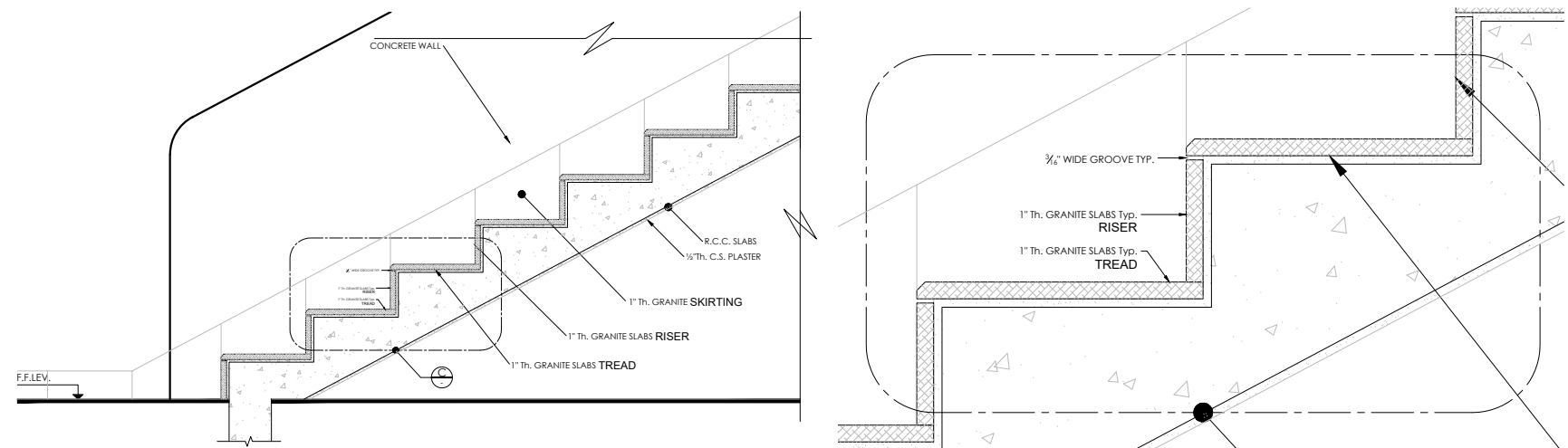
02 FIRST FLOOR PLAN
SCALE: 1/4"=1'-0"
1A06, 1A07, 1A08



02 GROUND FLOOR PLAN
SCALE: 1/4"=1'-0"
1A06, 1A07, 1A08



D SECTION
SCALE: 1/4"=1'-0"



C DETAIL
SCALE 3"=1'


A SECTION
SCALE 1"=1'-0"

REV NO.	DATE	DESCRIPTION

Client :

 INSTITUTE OF BUSINESS ADMINISTRATION
 IBA CITY CAMPUS, KARACHI

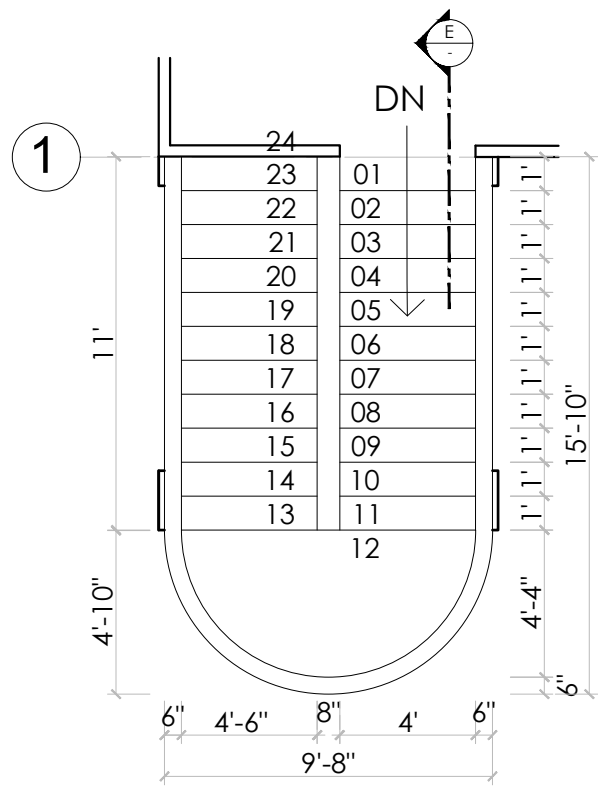
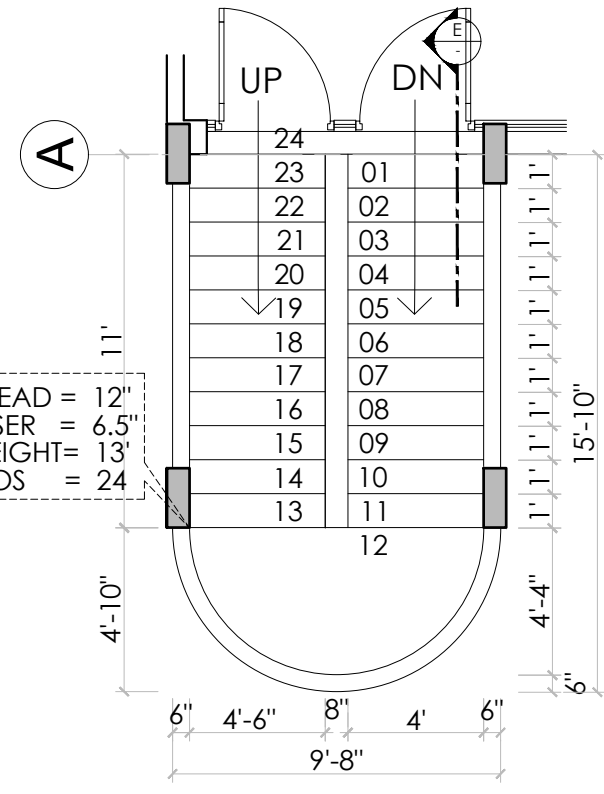
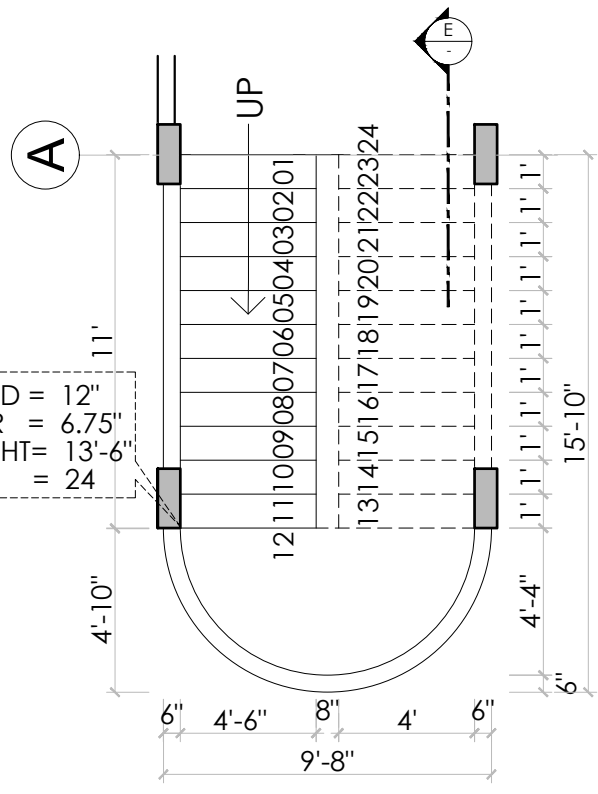
Job :
 PLAYERS FACILITY AND ADMIN
 OFFICES AT
 IBA MAIN CAMPUS, KARACHI

Design Consultant :

 N-SPACE CONSULTANTS
 (PVT.) LTD. LAHORE
 416-GULSHAN BLOK, ALLAMA IQBAL TOWN, LAHORE
 E-MAIL: info@nspc.com

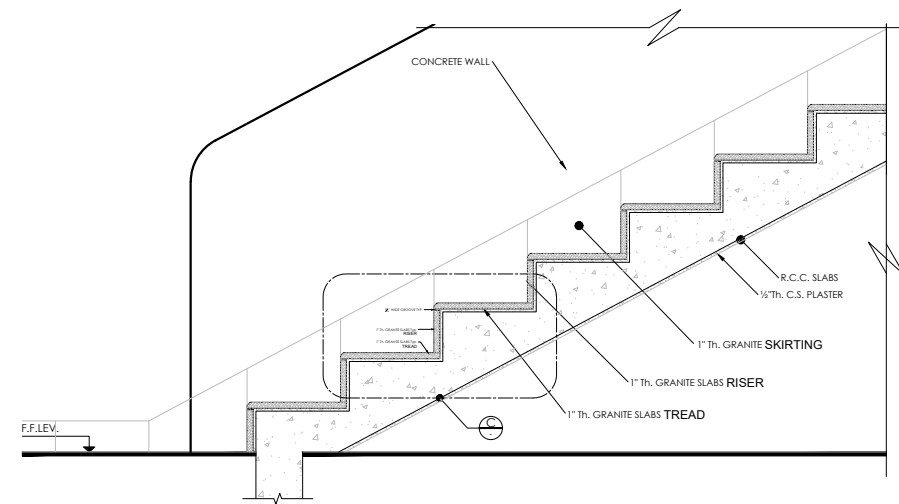
Title :
 STAIR DETAIL-2

Covered Area: _____		Total Covered Area: _____	
Cad By: M.Abdullah	Proj Arch: Ar.Adan	Checked: Ar.Azmat	
Job No: P-187	Scale: AS SHOWN	Date: JUL/25	
North:		Drawing No. P-187/01/C/1A15	

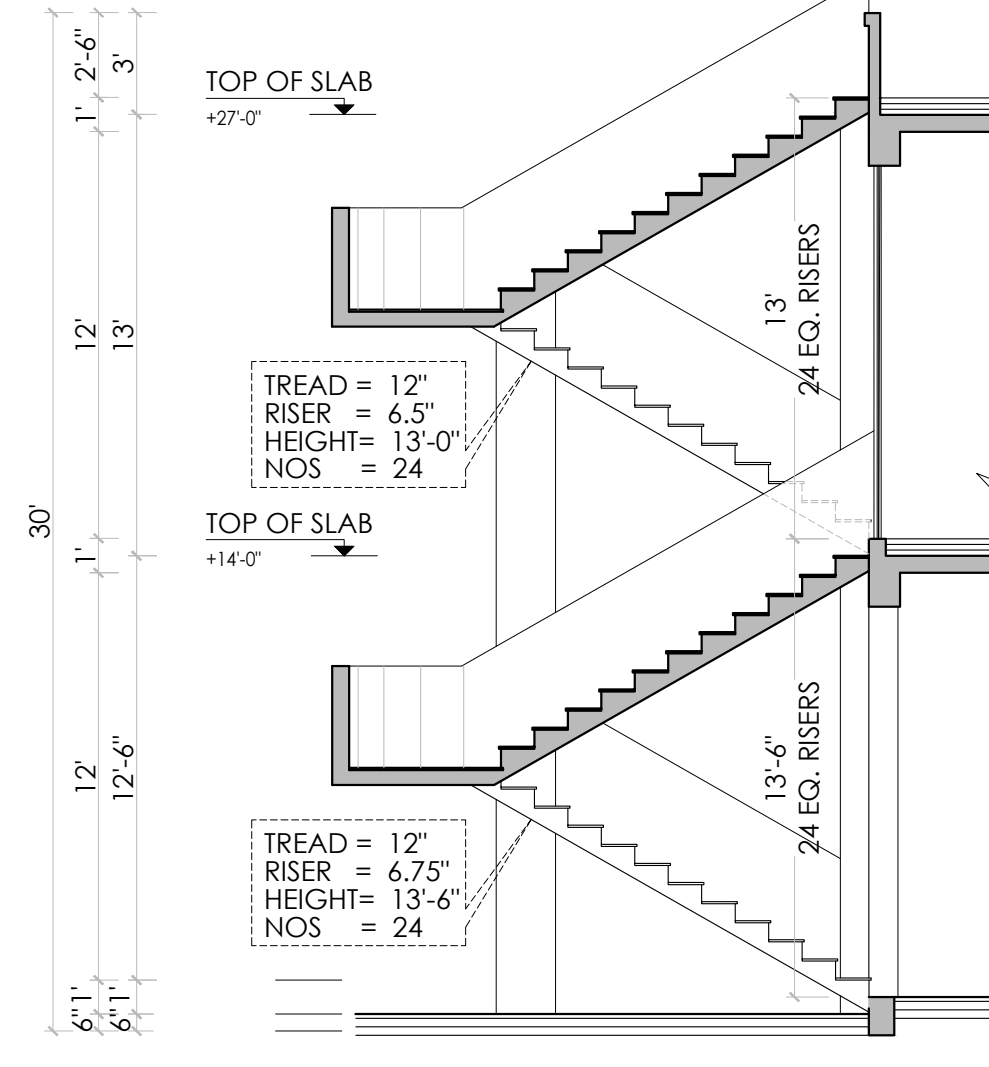
ALL DESIGN AND DETAILS ARE THE PROPERTY OF N SPACE CONSULTANTS PRIVATE LIMITED LAHORE AND CAN NOT BE USED WITHOUT WRITTEN PERMISSION. ALL DRAWINGS MUST BE RETURNED UPON COMPLETION OF WORK. PLEASE DO NOT SCALE DRAWINGS. ALL MEASUREMENTS MUST BE VERIFIED TO ENSURE COMPLIANCE, ACCURACY AND CONFORMITY TO BUILDING BYE-LAWS BY THE SUPERVISING ARCHITECT / ENGINEER / CONTRACTOR. APPROVED DRAWINGS SHOULD BE KEPT AT SITE ALL THE TIMES. IT IS THE RESPONSIBILITY OF THE CONTRACTOR TO COORDINATE ALL DRAWINGS I.E., ARCHITECTURE, STRUCTURE, MEP OR ANY OTHER RELATED DRAWING. ANY DISCREPANCY BETWEEN ANY KIND OF DRAWINGS SHOULD BE VERIFIED BEFORE STARTING ANY WORK ON SITE.



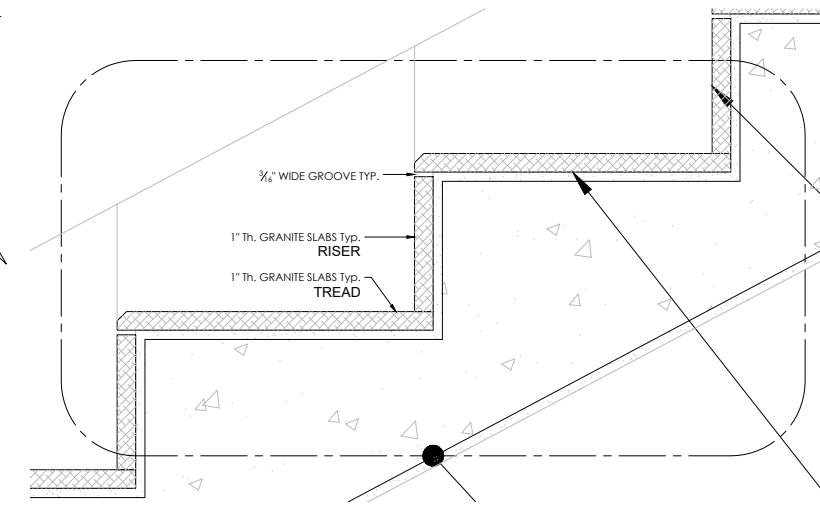
F.F.L.
+1'-6"
PORCH LEV.
+0'-6"
±0'-0"
ROAD LEV.



SECTION
SCALE 1"=1'-0"



C DETAIL
SCALE 3"=1'




REV NO.	DATE	DESCRIPTION

REV NO.	DATE	DESCRIPTION

Client :

INSTITUTE OF BUSINESS ADMINISTRATION
IBA CITY CAMPUS, KARACHI

Job :
PLAYERS FACILITY AND ADMIN OFFICES AT
IBA MAIN CAMPUS, KARACHI

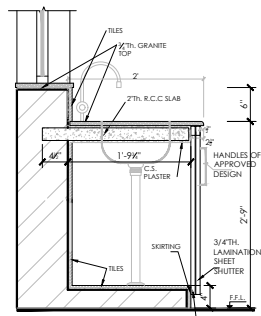
Design Consultant :

N-SPACE CONSULTANTS (PVT.) LTD. LAHORE
416- GULSHAN BLOK, ALLAMA IQBAL TOWN, LAHORE
E-Mail : info@n-space.info

Title :
STAIR DETAIL-3

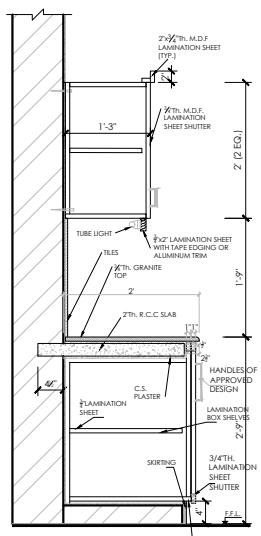
Cad By : M.Abdullah	Proj Arch: Ar.Adan	Checked : Ar.Azmat
Job No : P-187	Scale : AS SHOWN	Date : JUL/25

North:
Drawing No.
P-187/01/C/1A16

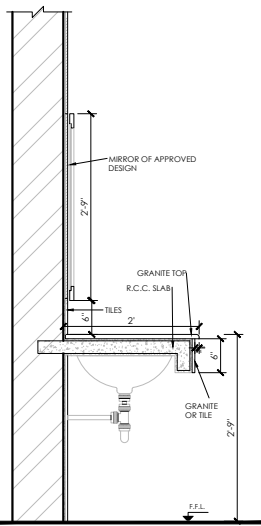
ALL DESIGN AND DETAILS ARE THE PROPERTY OF N-SPACE CONSULTANTS PRIVATE LIMITED LAHORE AND CAN NOT BE USED WITHOUT WRITTEN PERMISSION. ALL DRAWINGS MUST BE RETURNED UPON COMPLETION OF WORK. PLEASE DO NOT SCALE DRAWINGS. ALL MEASUREMENTS MUST BE VERIFIED TO ENSURE COMPLIANCE, ACCURACY AND CONFORMITY TO BUILDING BYE-LAWS BY THE SUPERVISING ARCHITECT / ENGINEER / CONTRACTOR. APPROVED DRAWINGS SHOULD BE KEPT AT SITE ALL THE TIMES. IT IS THE RESPONSIBILITY OF THE CONTRACTOR TO COORDINATE ALL DRAWINGS I.E., ARCHITECTURE, STRUCTURE, MEP OR ANY OTHER RELATED DRAWING. ANY DISCREPANCY BETWEEN ANY KIND OF DRAWINGS SHOULD BE VERIFIED BEFORE STARTING ANY WORK ON SITE.



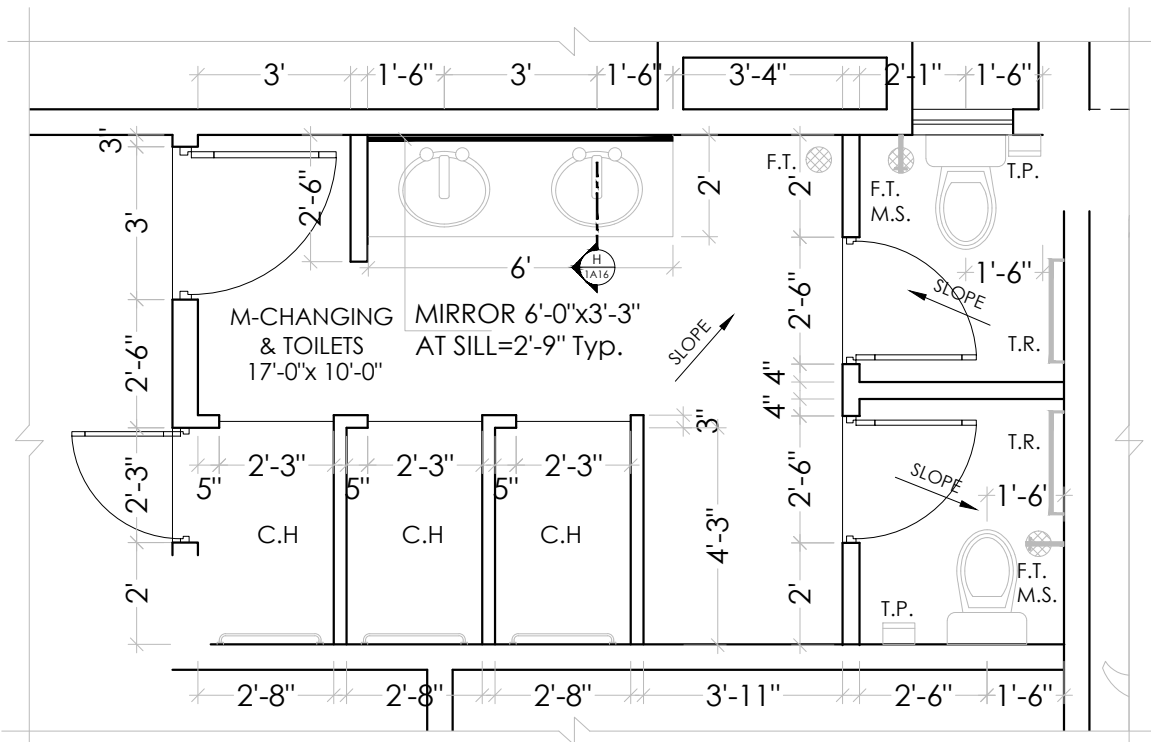
F DETAIL
SCALE: 3/4"=1'-0"



G DETAIL
SCALE: 3/4"=1'-0"



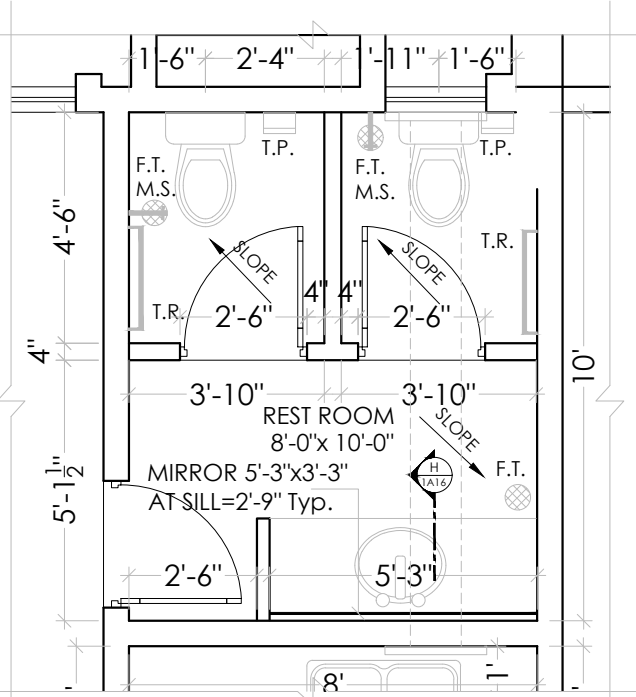
H DETAIL
SCALE: 3/4"=1'-0"



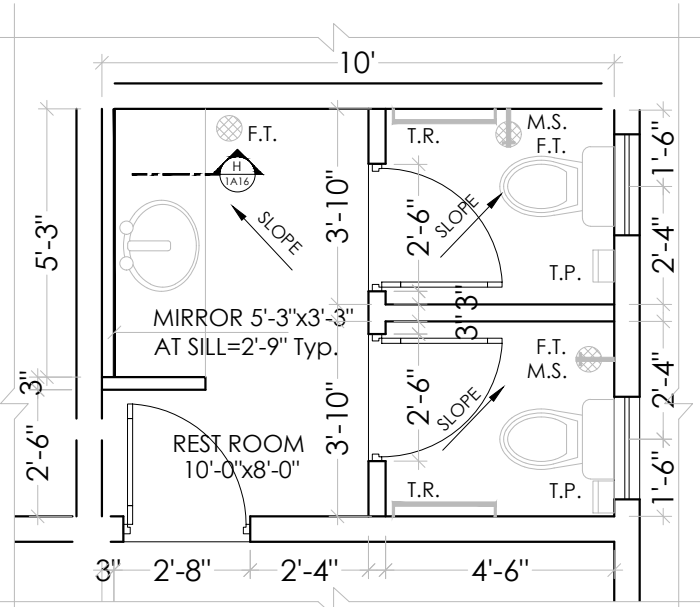
04 DETAIL
SCALE: 1/4"=1'-0"

LEGEND:-

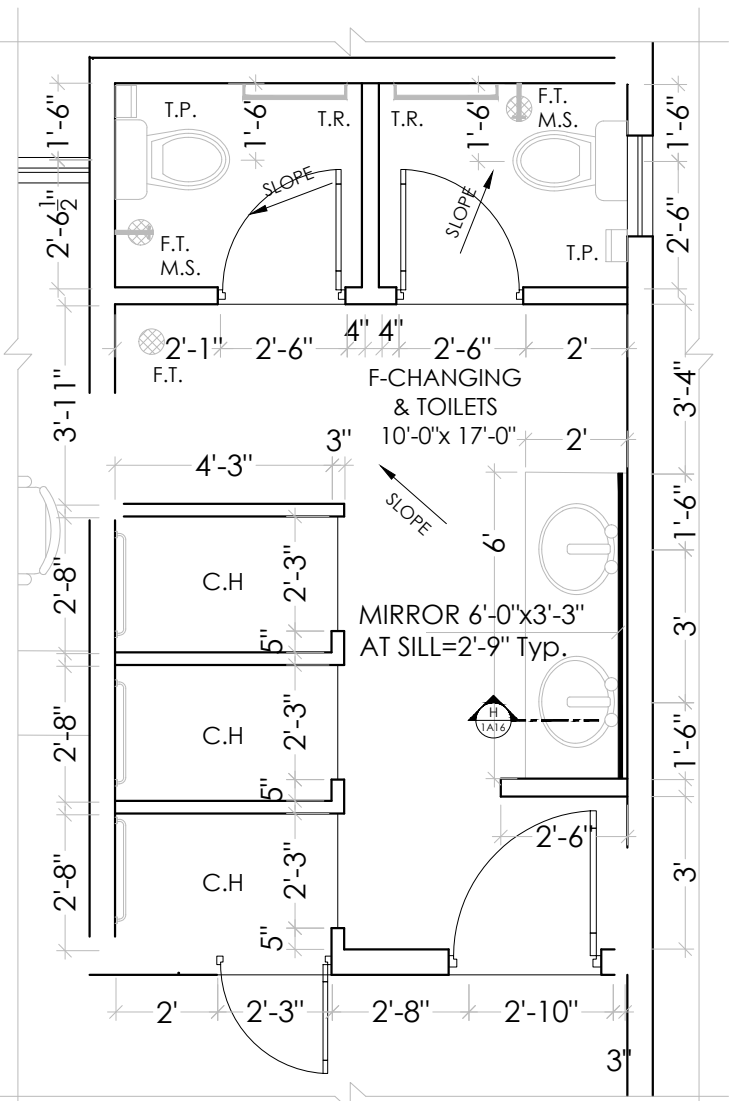
- | | | |
|------------------------|------|--|
| 1. FLOOR TRAP | F.T. | |
| 2. MUSLIM SHOWER | M.S. | |
| 3. TOILET PAPER HOLDER | T.P. | |
| 4. TOWEL RAIL | T.R. | |



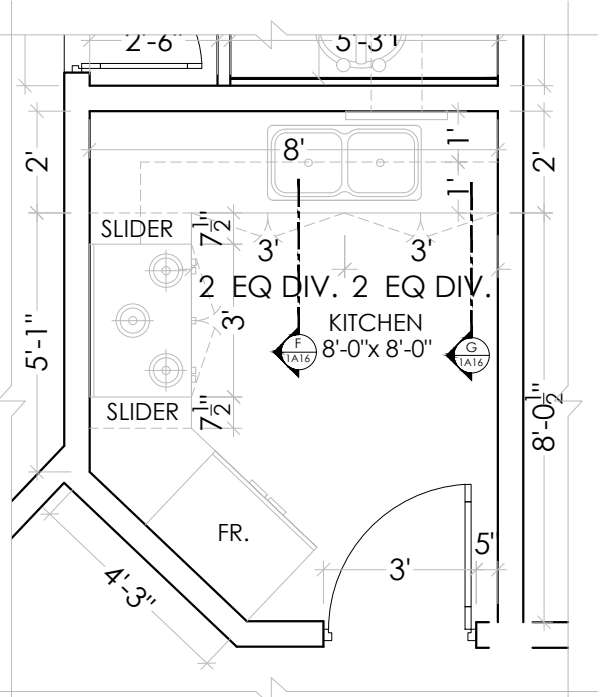
06 DETAIL
SCALE: 1/4"=1'-0"



07 DETAIL
SCALE: 1/4"=1'-0"



05 DETAIL
SCALE: 1/4"=1'-0"



08 DETAIL
SCALE: 1/4"=1'-0"

REV NO.	DATE	DESCRIPTION

Client :

 INSTITUTE OF BUSINESS ADMINISTRATION
 IBA CITY CAMPUS, KARACHI

Job :
 PLAYERS FACILITY AND ADMIN
 OFFICES AT
 IBA MAIN CAMPUS, KARACHI

Design Consultant :

 NSPACE
 N-SPACE CONSULTANTS
 (PVT.) LTD. LAHORE
 416-GULSHAN BLDG, ALLAMA IQBAL TOWN, LAHORE
 Email: info@nspace.info

Title :
 STAIR DETAIL-3

Covered Area: _____	Total Covered Area: _____
Cad By: M.Abdullah	Proj Arch: Ar.Adan
Job No: P-187	Scale: AS SHOWN
North:	Date: JUL/25
Drawing No. P-187/01/C/1A17	




IBA CITY CAMPUS , KARACHI

CONSULTANCY SERVICES FOR PLANNING, DESIGNING
OF PLAYERS FACILITY AND ADMIN OFFICES AT
IBA MAIN CAMPUS, KARACHI

STRUCTURE DRAWINGS

JULY, 2025



NSPACE

ARCHITECTURE & PLANING DEPARTMENT

416- GULSHAN BLOCK, ALLAMA IQBAL TOWN, LAHORE

E-Mail : info@nspace.info

STRUCTURAL LIST OF DRAWINGS

DRAWINGS NO.	DRAWING DESCRIPTION
ST-01	LIST OF DRAWING & GENERAL NOTES
ST-02	TYPICAL DETAILS
ST-03	COLUMN LAYOUT PLAN
ST-04	FOUNDATION SETTING OUT PLAN
ST-05	FOUNDATION REINFORCEMENT DETAIL (SHEET 1 OF 2)
ST-06	FOUNDATION REINFORCEMENT DETAIL (SHEET 2 OF 2)
ST-07	COLUMN REINFORCEMENT DETAILS
ST-08	GROUND FLOOR FRAMING
ST-09	GROUND FLOOR BEAM ELEVATION (SHEET 1 OF 3)
ST-10	GROUND FLOOR BEAM ELEVATION (SHEET 2 OF 3)
ST-11	GROUND FLOOR BEAM ELEVATION (SHEET 3 OF 3)
ST-12	FIRST FLOOR FRAMING PLAN
ST-13	FIRST FLOOR SLAB BOTTOM REINFORCEMENT PLAN
ST-14	FIRST FLOOR SLAB TOP REINFORCEMENT PLAN
ST-15	FIRST FLOOR BEAM ELEVATION (SHEET 1 OF 2)
ST-16	FIRST FLOOR BEAM ELEVATION (SHEET 2 OF 2)
ST-17	ROOF FLOOR FRAMING PLAN
ST-18	ROOF FLOOR SLAB BOTTOM REINFORCEMENT PLAN
ST-19	ROOF FLOOR SLAB TOP REINFORCEMENT PLAN
ST-20	ROOF BEAM ELEVATION (SHEET 1 OF 2)
ST-21	ROOF BEAM ELEVATION (SHEET 2 OF 2)
ST-22	STAIRS REINFORCEMENT DETAIL

GENERAL

G.01- CO-ORDINATE STRUCTURAL DRAWINGS WITH ARCHITECTURAL DRAWINGS, INCASE OF DISCREPANCY REFER ARCHITECT/ENGINEER.
 G.02- IT IS THE RESPONSIBILITY OF THE CONTRACTOR TO PREPARE BAR BENDING SCHEDULES FROM STRUCTURAL DRAWINGS.
 G.03 FIELD LAYOUT DIMENSION MUST BE CHECKED BY THE ARCHITECT BEFORE CONSTRUCTION COMMENCES.

G.04- STRUCTURAL DESIGN CODES USED ARE UBC-97, ACI 318-14, ASCE 7-16 & ASD-01.
 G.05- SEISMIC DESIGN TO BE APPLIED TO THE STRUCTURE HAVE BEEN CALCULATED FOR UBC-97, SEISMIC ZONE 2B.

G.06- ABBREVIATIONS:

ABBREVIATION	DESCRIPTION
BOTT.	BOTTOM
B/F	BOTH FACES
B/W	BOTH WAYS
E/F	EACH FACE
FL	FINISHED LEVEL
TYP.	TYP.
V/H	VERTICAL / HORIZONTAL
T/B	TOP / BOTTOM
Ø	DIAMETER
NTS	NOT TO SCALE
RCC	REINFORCED CEMENT CONCRETE
PCC	PLAIN CEMENT CONCRETE
R/F	REINFORCEMENT
SL	STRUCTURAL LEVEL
T	TOP
THK.	THICKNESS
U.N.O	UNLESS NOTED OTHERWISE
N.G.L	NATURAL GROUND LEVEL

G.7- APPROVED BONDING AGENT (SBR OF FOSPAK OR EQUIV.) SHOULD BE APPLIED AT CONSTRUCTION JOINTS.
 G.8- NO POURING TO BE DONE PRIOR TO INSPECTION OF ENGINEER AND WRITTEN PERMISSION.

G.9- STRENGTH AND STABILITY OF SHUTTERING WORK AND OTHER MATERIAL TO BE RESPONSIBILITY OF CONTRACTOR.

G.10- WHERE EXCAVATION WORK IS TO BE CARRIED OUT ADJACENT TO EXISTING FOOTINGS, THE EXACT LEVEL OF THE UNDERSIDE OF THE FOOTINGS SHALL BE OBTAINED BY TEST PITS PRIOR TO EXCAVATION. UNDERPINNING AND SHORING OF THE STRUCTURE SHALL BE CARRIED OUT AS NECESSARY AND THE EXISTING STRUCTURE SHALL BE MAINTAINED IN A STABLE AND UNDAMAGED CONDITION.

G.11- DEWATERING PROCESS SHALL BE CONTINUED UNTILL LEVEL-03 SLAB HAS BEEN CAST AND CONCRETE HAS ATTAINED SPECIFIED COMPRESSIVE STRENGTH.

G.12- WATER PROOFING TO BE 2 TO 2.5mm THICK PVC MEMBRANE OF M/S SIKA, FOSPAK OR BASF TO BE APPLIED AS PER MANUFACTURER'S SPECIFICATIONS.

FOUNDATION

F.01- FOUNDATION IS DESIGNED BASED ON GEOTECHNICAL INVESTIGATION REPORT.
 F.02- ALL EXCAVATIONS SHALL BE CLEANED OF LOOSE MATERIAL AND DRY.
 F.03- ALL FOUNDATION MATERIAL SHALL BE INSPECTED BY THE RESIDENT ENGINEER BEFORE ANY CONCRETE IS PLACED.
 F.04- WHERE SUBSOIL IS FOUND POORER THAN SHOWN OR WHERE OVER-EXCAVATION HAS BEEN CARRIED OUT, REPLACE POOR SOIL/FILL OVER-EXCAVATED SOIL WITH LEAN CONCRETE.

REINFORCEMENT

R.01- REINFORCEMENT UNLESS OTHERWISE INDICATED ON ANY DRAWING SHALL BE ASTM A615 WITH CHARACTERISTIC YIELD STRENGTH OF MINIMUM 60000 PSI
 R.02- UNLESS NOTED OR AUTHORIZED OTHERWISE, ALL LAP LENGTHS IN RCC STRUCTURAL MEMBERS SHALL BE 72 TIMES Ø OF BAR AS MENTIONED BELOW:

BAR Ø	LAP / LD
Ø10(3/8")	750mm/30"
Ø12 (1/2")	900mm/36"
Ø16(5/8")	1200mm/48"
Ø20(3/4")	1600mm/60"

R.03- LENGTH OF REINFORCING BARS INDICATED ON THE DRAWING ARE STRAIGHT LENGTH ONLY.

R.04- ALL REINFORCEMENT TO BE FIRMLY SUPPORTED ON APPROVED CHAIRS GENERALLY AT NOT GREATER THAN 750MM CENTRES BOTHWAYS. BARS TO BE TIED AT ALTERNATE INTERSECTIONS.

CONCRETE

C.01- ALL R.C.C WORK SHALL BE INTERNALLY VIBRATED THRU ELECTRO MECHANICAL VIBRATOR.
 C.02- CLEAR CONCRETE COVER TO PRIMARY REINFORCEMENT SHALL BE AS FOLLOWS:

ELEMENT	TOP	BOTTOM	SIDES
RAFT	40mm	150mm	75mm
COLUMN	-	-	40mm
RETAINING WALL (EARTH FACE)	-	-	75mm
RETAINING WALL (INNER FACE)			40mm
PARDI	-	-	25mm
WATER TANK WALL	-	-	50mm
SLAB/DROP/COL.CAPITAL/STAIR/RAMP SLAB	20mm	20mm	20mm
BEAM	40mm	40mm	40mm

C.03- ALL R.C.C. WORK SHALL BE CONTINUOUSLY MOIST CURED FOR 07 DAYS.
 C.04- UNLESS NOTED OR AUTHORISED OTHERWISE, FORM WORK FOR R.C.C. WORK SHALL NOT BE REMOVED EARLIER THAN THE TIME INDICATED BELOW:

ELEMENT	TIME
COLUMN/WALL/BEAM SIDES	24 HRS AFTER POURING
BEAM BOTTOM	14 DAYS AFTER POURING
SLAB	14 DAYS AFTER POURING

C.05- CONCRETE STRENGTH:
 UNLESS MENTIONED OTHERWISE IN RELEVANT DRAWINGS, CONCRETE SHALL HAVE A MINIMUM CYLINDRICAL COMPRESSIVE STRENGTH @28 DAYS AS FOLLOWS:

ELEMENT	CLYINDRICAL STRENGTH (fc)
RAFT/FOUNDATION	3000 PSI
RETAINING/TANK WALL	3000 PSI
COLUMNS AND R.C.C WALLS	4000 PSI
BEAMS AND SLABS	3500 PSI

C.06- FOR ALL R.C.C WORKS UP TO PLINTH LEVEL SHALL BE SULPHATE RESISTING CEMENT, WHILE ORDINARY PORTLAND CEMENT TO BE USED FOR ALL SUPER STRUCTURE WORK
 C.07- CEMENT CONTENT FOR RCC IN CONTACT WITH EARTH TO BE MIN. 400kg/m³ (25 lbs/ft³).
 C.08- MINIMUM CAMBER IN ALL BEAMS AND SLABS SHALL BE ATLEAST SPAN/240 AND SPAN/180 FOR CANTILEVER BEAMS AND SLABS, UNLESS SHOWN OTHERWISE.
 C.09- ALL CONCRETE SIZES AND LEVELS ARE STRUCTURAL UNLESS OTHERWISE NOTED.
 C.10- BEAM SIZES SHOWN ARE TO BE READ (WIDTH x DEPTH) AND INCLUDE SLAB THICKNESS WHERE SLAB IS PLACED INTEGRALLY WITH THE BEAM.
 C.11- GRADING REQUIREMENTS FOR COARSE AGGREGATE (ASTM C-33):
 (a) COLUMNS / BEAMS / SLABS....20mm ($\frac{3}{4}$ ") TO NO. 4, SIZE NO. 67 OF ASTM.
 (b) FAIR FACED CONCRETE.....10mm ($\frac{3}{8}$ ") TO NO. 8, SIZE NO. 8 OF ASTM.
 (c) RCC FOUNDATIONS.....40mm (1 $\frac{1}{2}$ ") TO NO. 4, SIZE NO. 467 OF ASTM.
 C.12- WATERSTOPS SHALL BE PROVIDED IN ALL CONSTRUCTION JOINTS OF WALLS OR SLABS EXPOSED TO THE GROUND, WEATHER OR WATER SUCH AS RETAINING WALLS, SWIMMING POOLS, OPEN AREAS ETC. WHETHER SHOWN ON DRAWINGS OR NOT
 C.13- THE FACE OF ALL CONCRETE AGAINST WHICH NEW CONCRETE IS TO BE CAST IS TO BE THOROUGHLY MECHANICALLY SCRABBLED, FULLY EXPOSING THE AGGREGATE.

REV NO.	DATE	DESCRIPTION

Client :



Job :
 PLAYERS FACILITY AND ADMIN OFFICES AT IBA MAIN CAMPUS, KARACHI

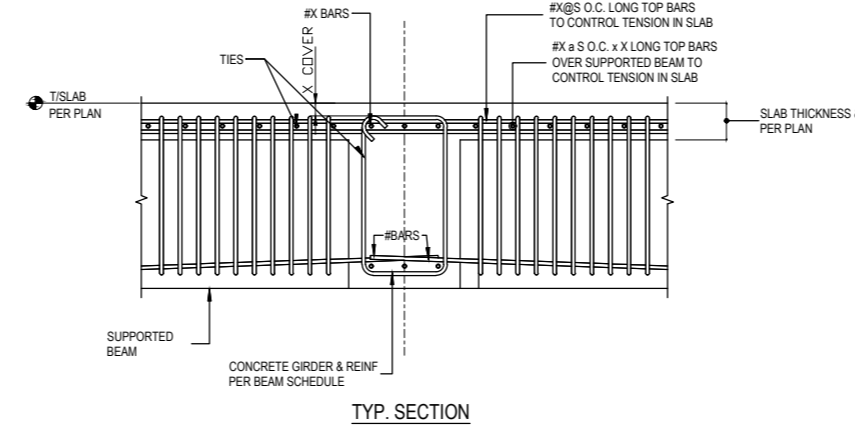
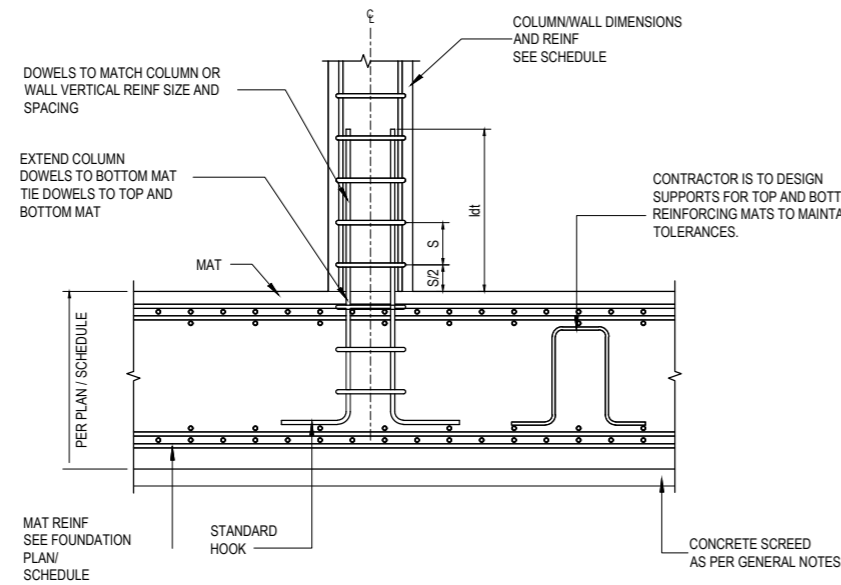
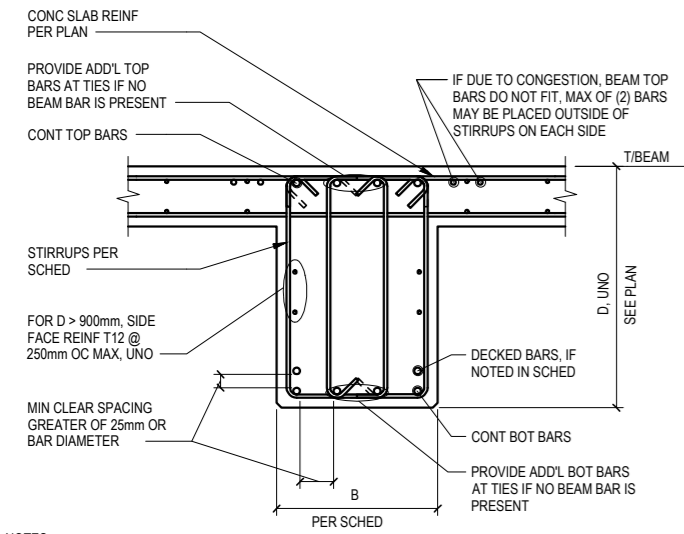
Design Consultant :



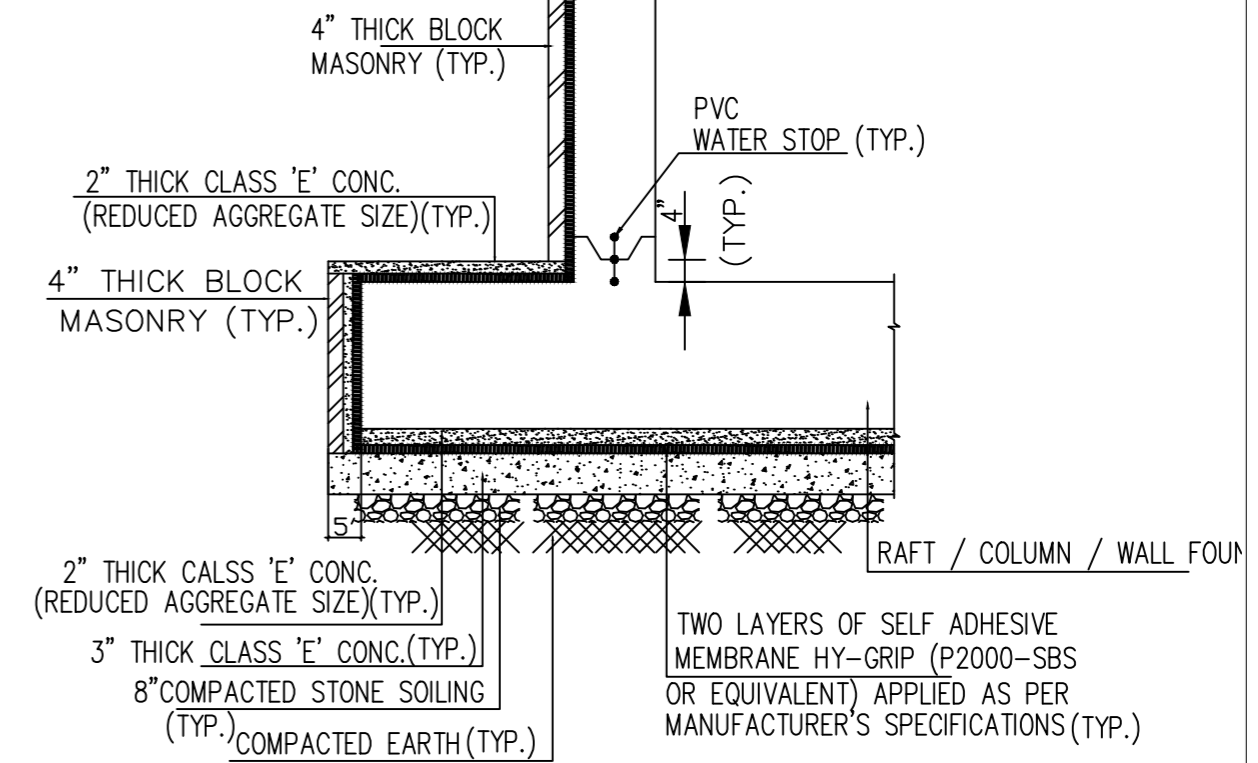
Structure Engineer
LHK CONSULTING ENGINEERS
OFFICE: 10, 3RD FLOOR, HABIB COOPER BUILDING, SHAHRA E FASAL KARACHI. 0319837708
 0302-2134338295
 EMAIL : lhkspaceengineers@outlook.com

Title :
 DRAWING LIST & GENERAL NOTES

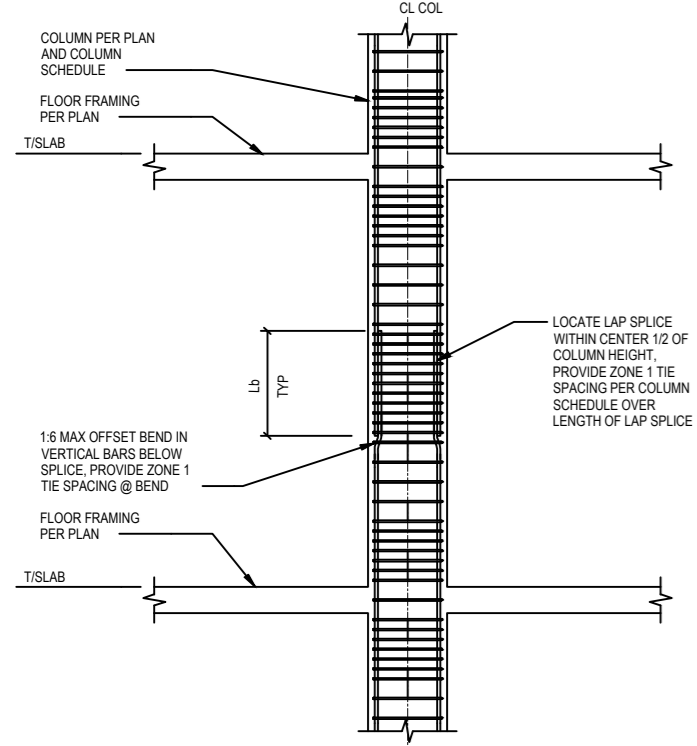
Covered Area: _____		Total Covered Area: _____	
Cad By : R.Y.K	Proj Arch: Ar Adnan	Checked : K.Z	
Job No : P-187	Scale : AS SHOWN	Date : JULY/25	
North: _____	Drawing No. P-187/01/C/1501		



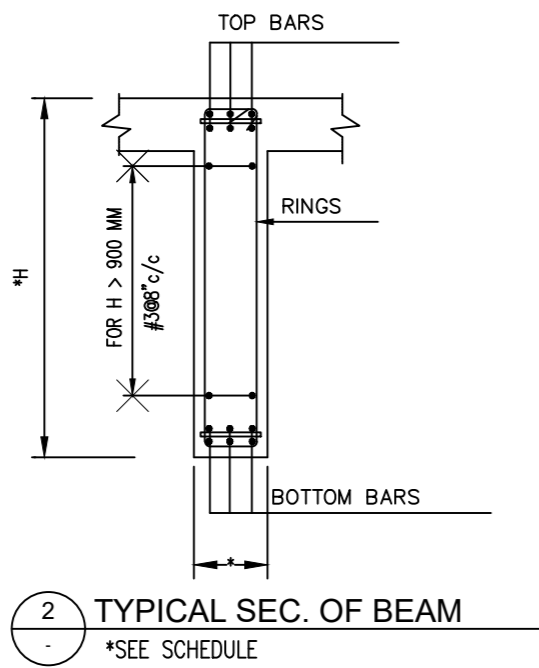
TWO LAYERS OF SELF ADHESIVE MEMBRANE HY-GRIP (P2000-SBS OR EQUIVALENT) APPLIED AS PER MANUFACTURER'S SPECIFICATIONS(TYP.)



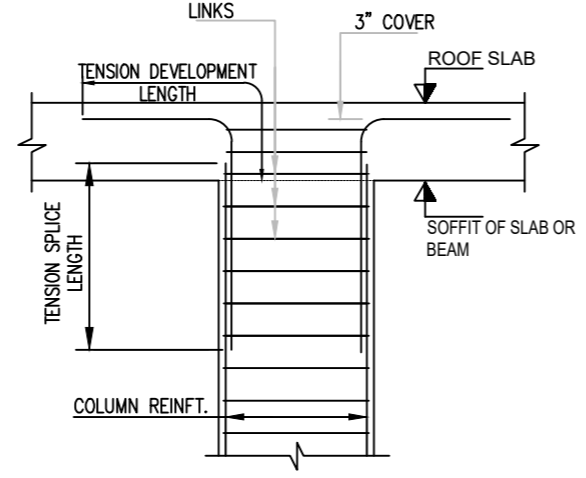
13 TYP. FOUND. DETAIL OF WATER PROOFING



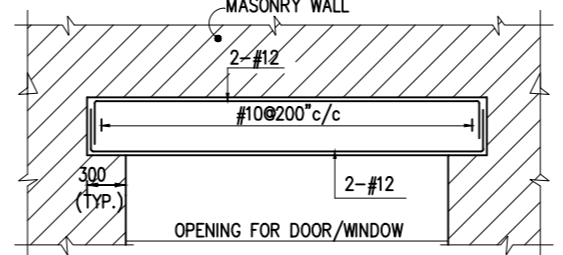
COLUMN MID-HEIGHT LAP SPLICE



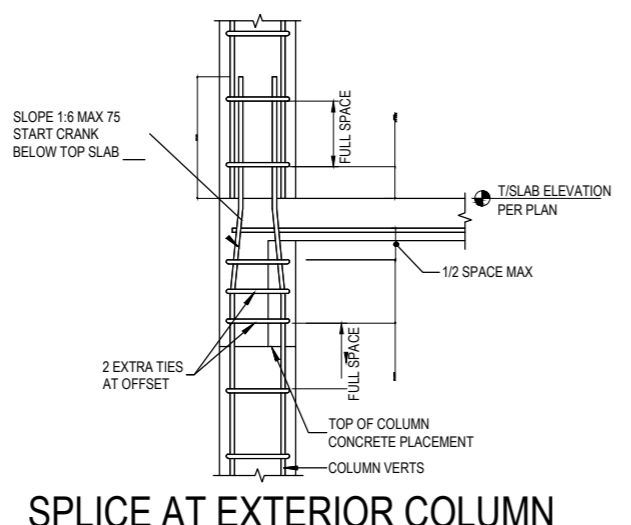
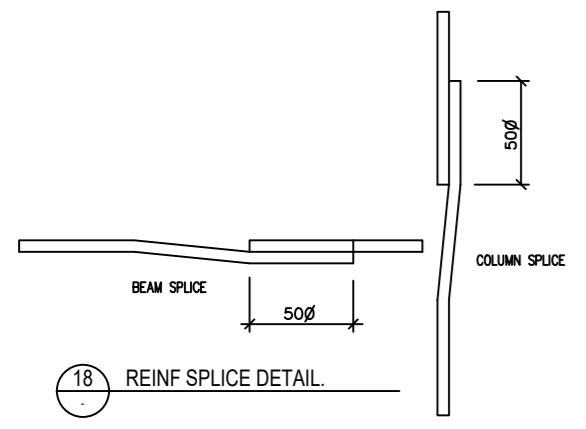
2 TYPICAL SEC. OF BEAM *SEE SCHEDULE



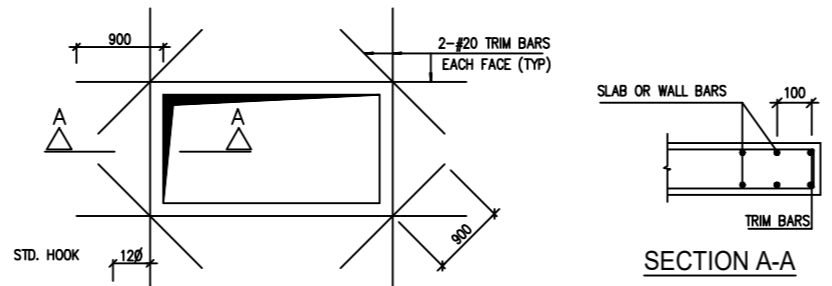
10 COLUMN AT TOP LEVEL



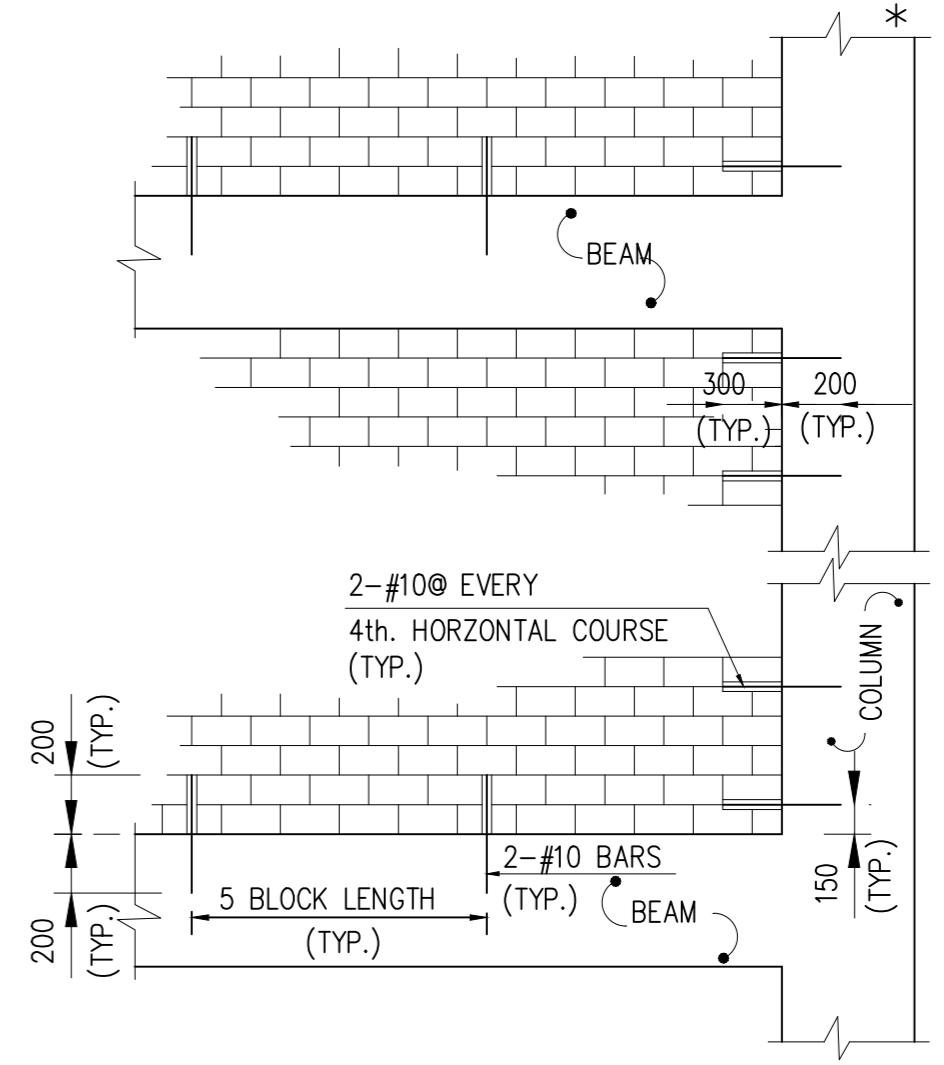
32 TYP. ELEVATION OF LINTEL (MAXIMUM SPAN 2.0M)



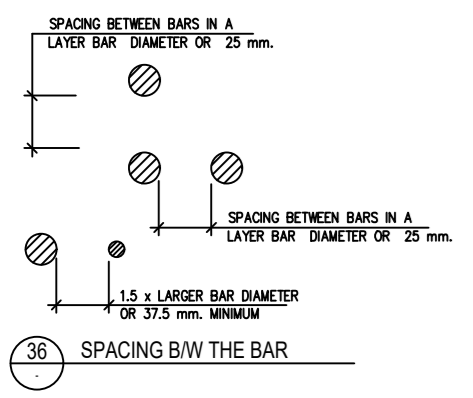
SPLICE AT EXTERIOR COLUMN



37 REINF. DETAIL AT OPENING IN SLAB & WALLS(TYP)



34 TYP. DETAIL OF ANCHOR BARS FOR SOLID BLACK MASONRY WALL



36 SPACING B/W THE BAR

REV NO.	DATE	DESCRIPTION
---------	------	-------------

Client : **IBA**
INSTITUTE OF BUSINESS ADMINISTRATION
IBA CITY CAMPUS, KARACHI

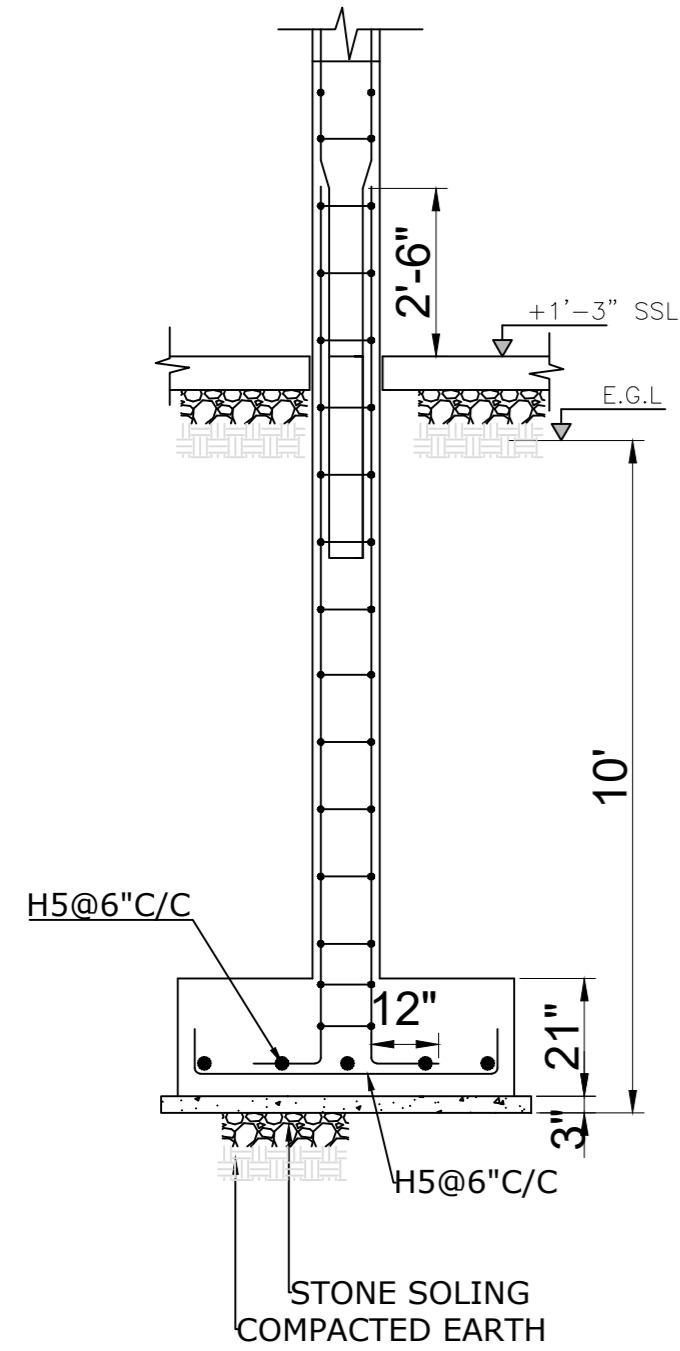
Job : **PLAYERS FACILITY AND ADMIN OFFICES AT IBA MAIN CAMPUS, KARACHI**

Design Consultant : **N-SPACE CONSULTANTS (PVT.) LTD. LAHORE**
41-G GULSHAN BLVD, ALLAMA IQBAL TOWN, LAHORE
E-MAIL: nspaceengineers@outlook.com

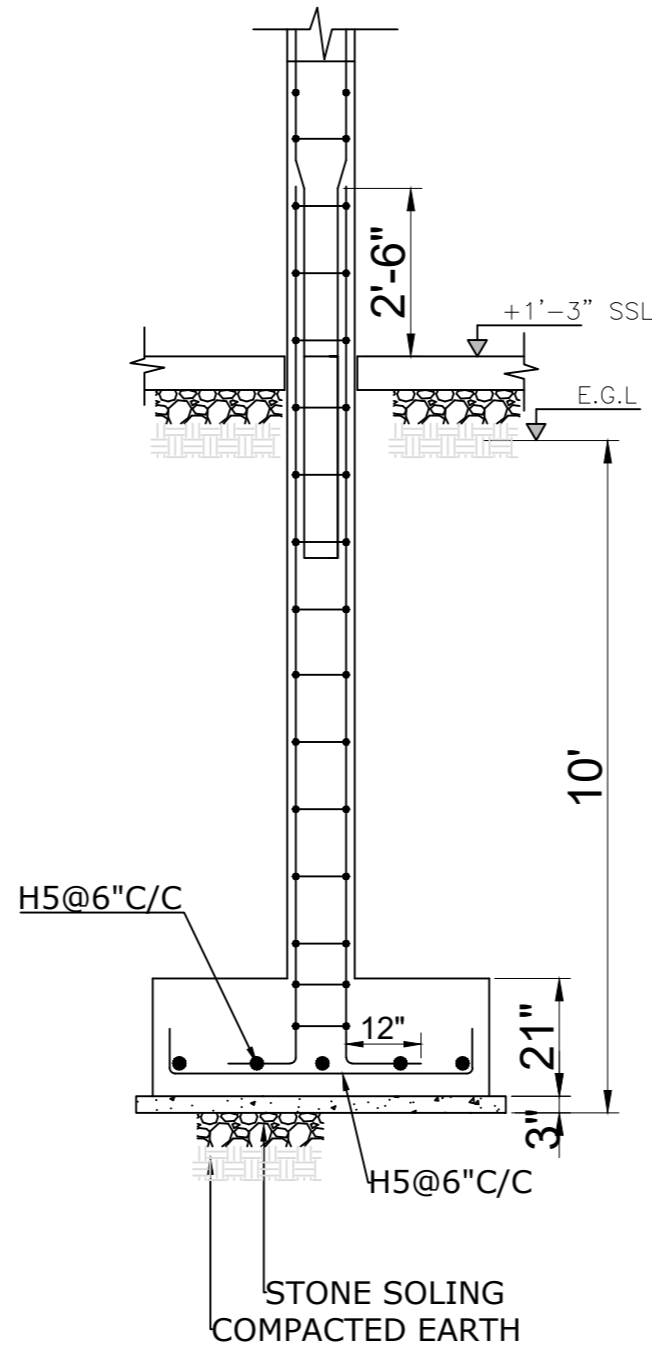
Structure Engineer **LHK CONSULTING ENGINEERS**
OFFICE 10, 3RD FLOOR HABIB COURT BUILDING
SHAHRA E FASAL KARACHI. 03019837708
03022154338295
EMAIL: lhkeengineers@gmail.com

Title : **TYPICAL DETAILS**

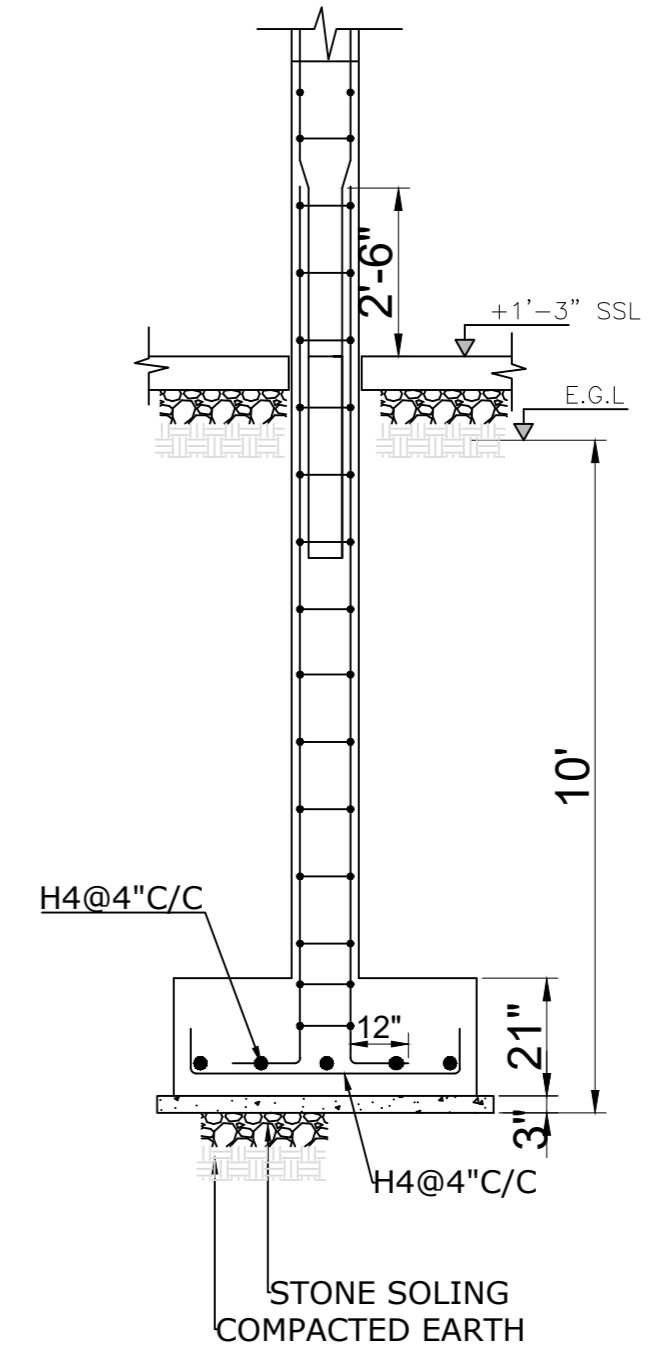
Cad By: R.Y.K.	Proj Arch: Ar Adnan	Checked: K.Z
Job No: P-187	Scale: AS SHOWN	Date: JULY 25
North:	Drawing No. P-187/01/C/1502	



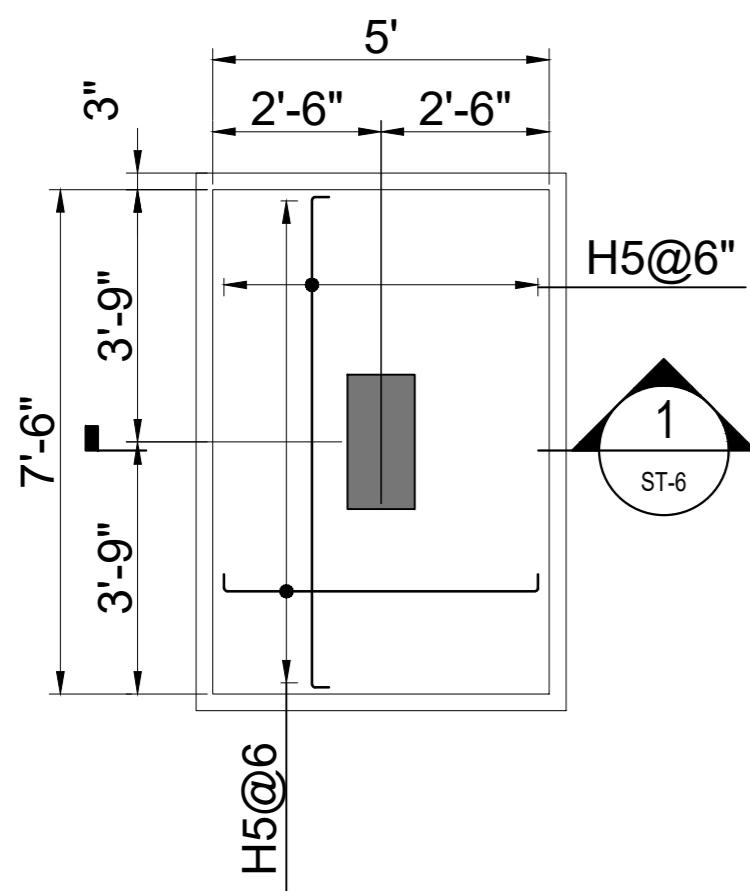
SECTION-1



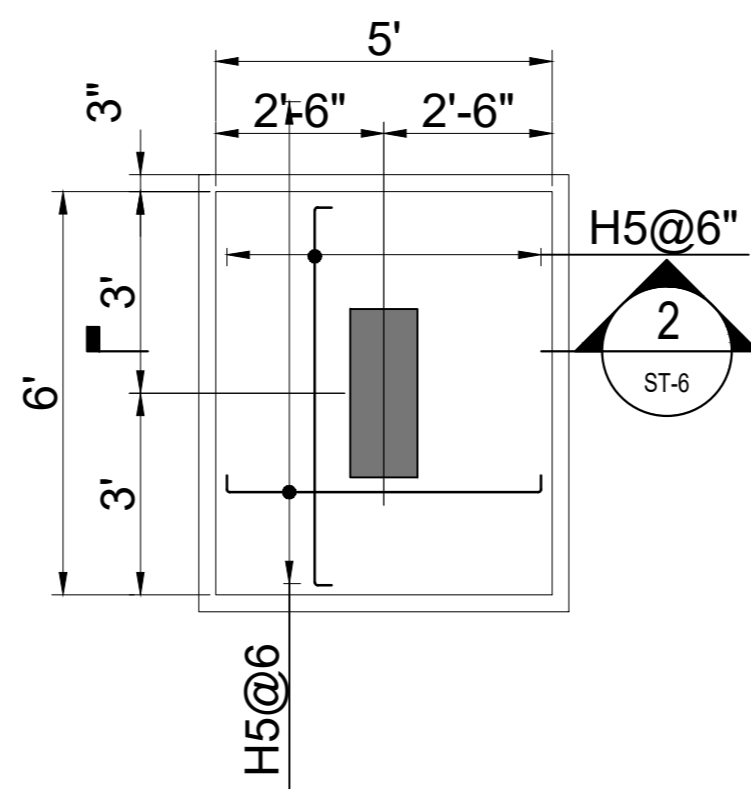
SECTION-2



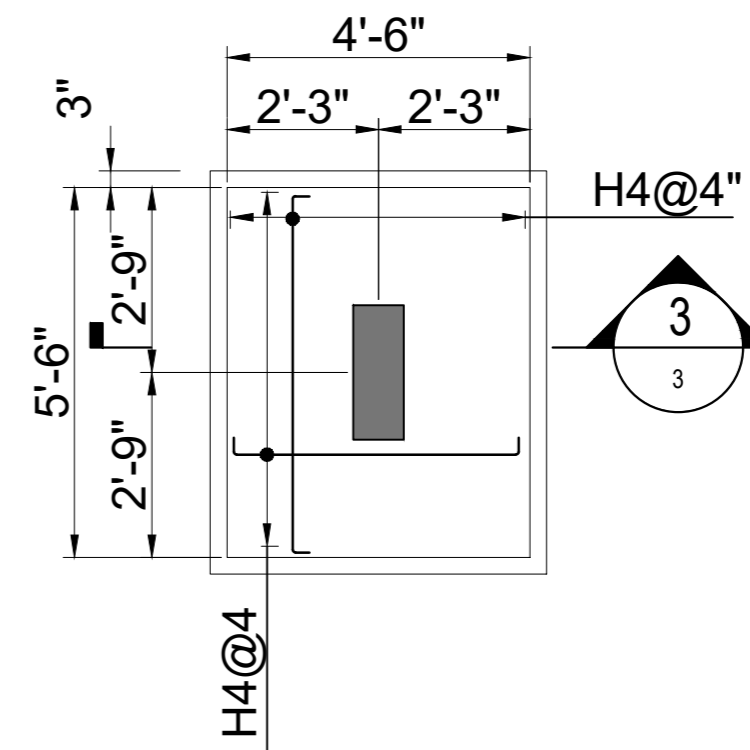
SECTION-3



FOOTING - F1



FOOTING - F2




FOOTING - F3

REV. NO.	DATE	DESCRIPTION
----------	------	-------------

Client : 
 INSTITUTE OF BUSINESS ADMINISTRATION
 IBA CITY CAMPUS, KARACHI

Job :
 PLAYERS FACILITY AND ADMIN
 OFFICES AT
 IBA MAIN CAMPUS, KARACHI

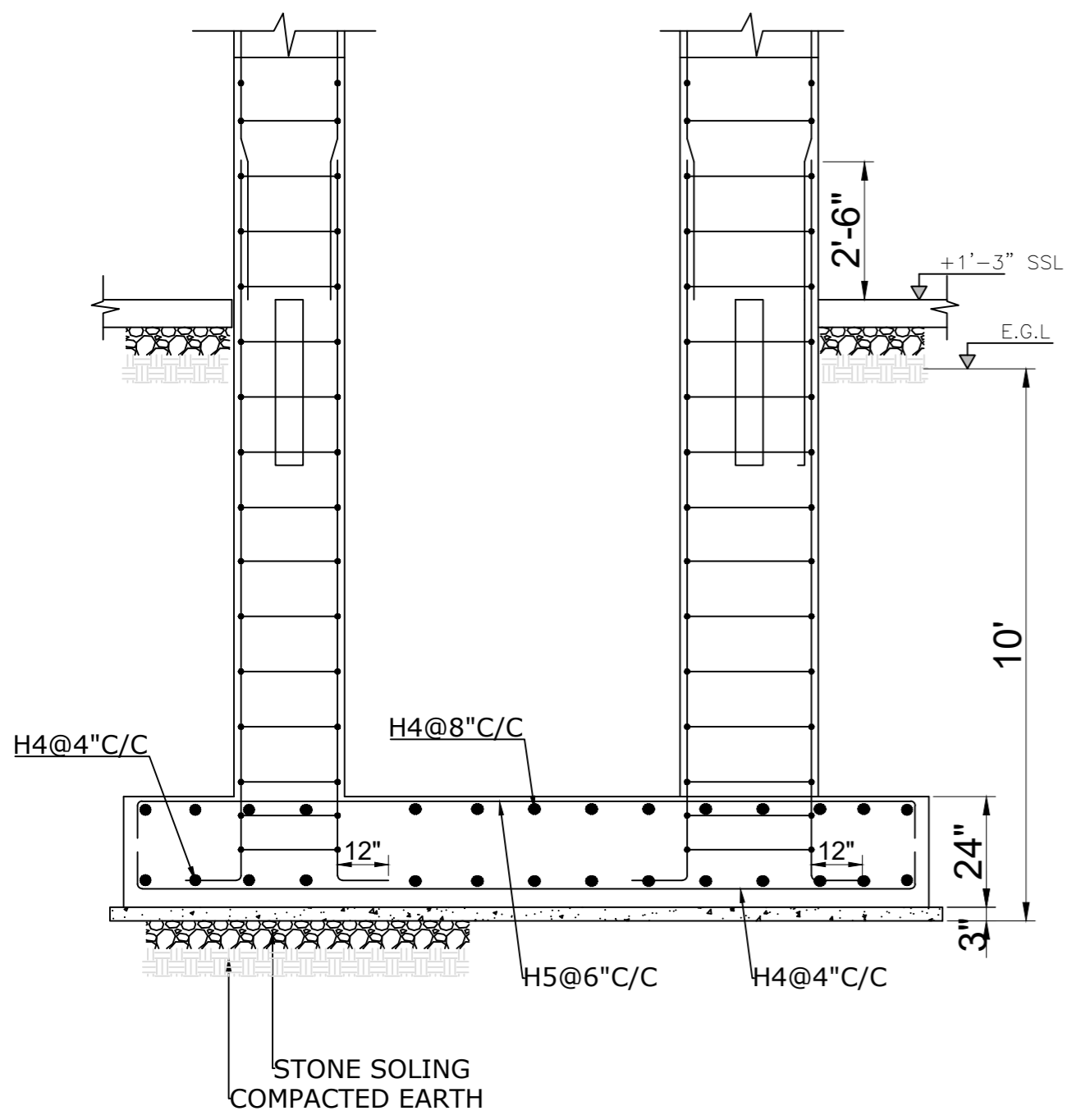
Design Consultant : 
 NSPACE
 N-SPACE CONSULTANTS
 (PVT.) LTD. LAHORE
 416- GULSHAN BLOCK, ALLAMA IQBAL TOWN, LAHORE
 E-MAIL: nspaceengineers@outlook.com

Structure Engineer
LHK CONSULTING ENGINEERS
 OFFICE: 10, 3RD FLOOR, HABIB COOPER BUILDING
 SHAHRA E FASAL KARACHI, 0011837708
 0092-2134538295
 EMAIL: lhkconsultingengineers@outlook.com

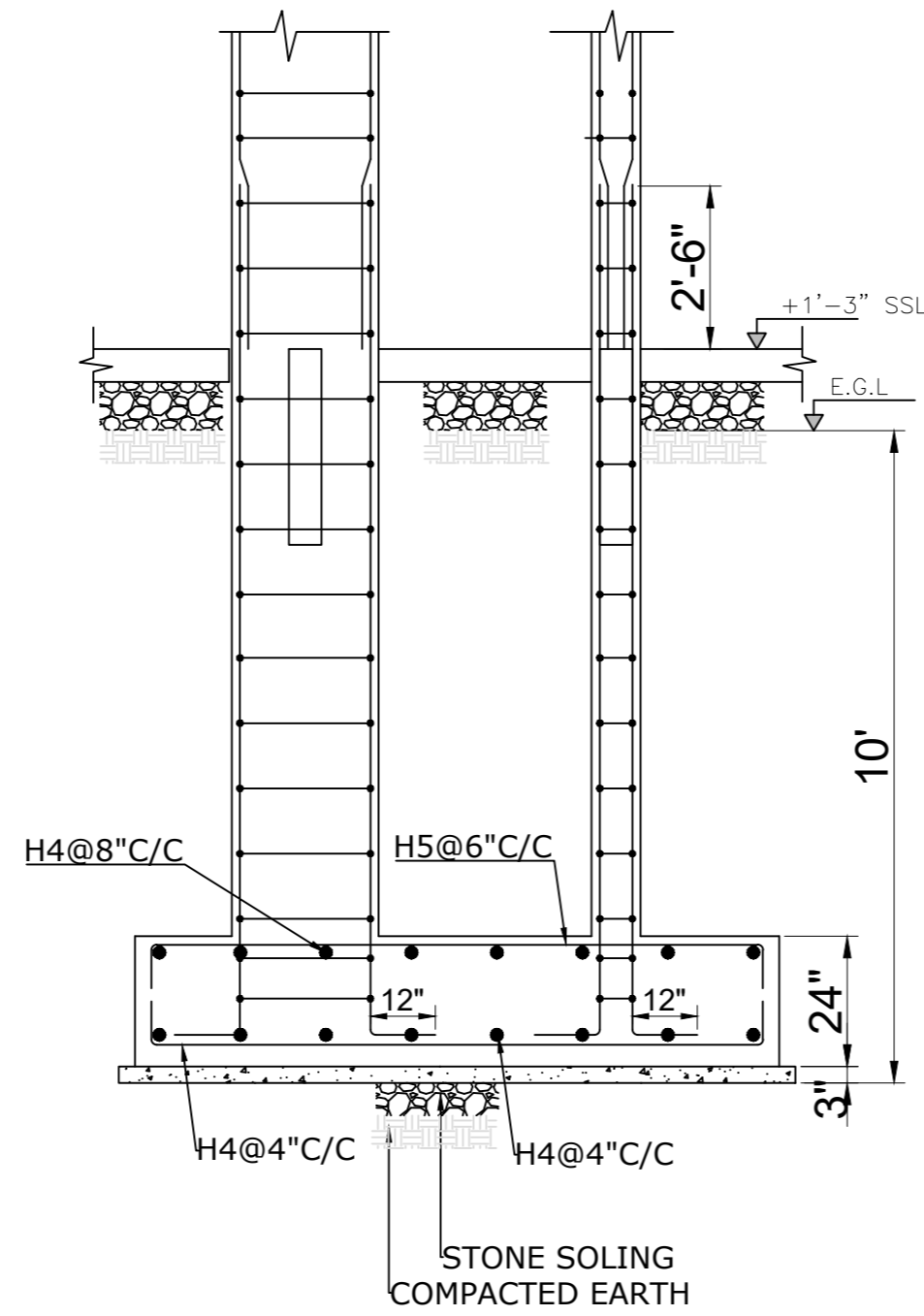
Title :
 FOUNDATION REINFORCEMENT
 DETAIL (SHEET 1 OF 2)

Covered Area:	Total Covered Area:
Cad By: R.Y.K.	Proj Arch: Ar.Abdan
Job No: P-187	Scale: AS SHOWN
North:	Date: JULY/25

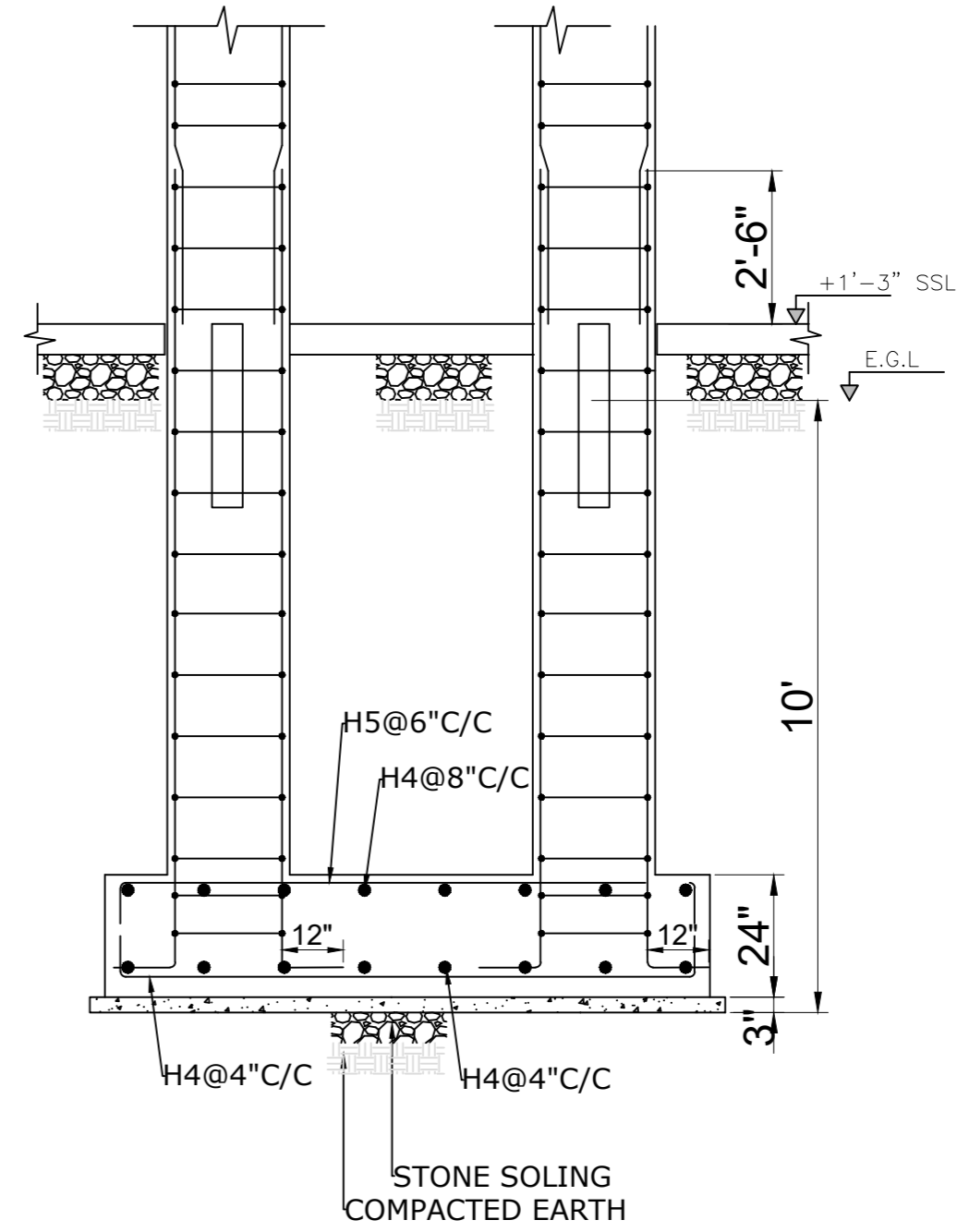
Drawing No.
 P-187/01/C/1S05



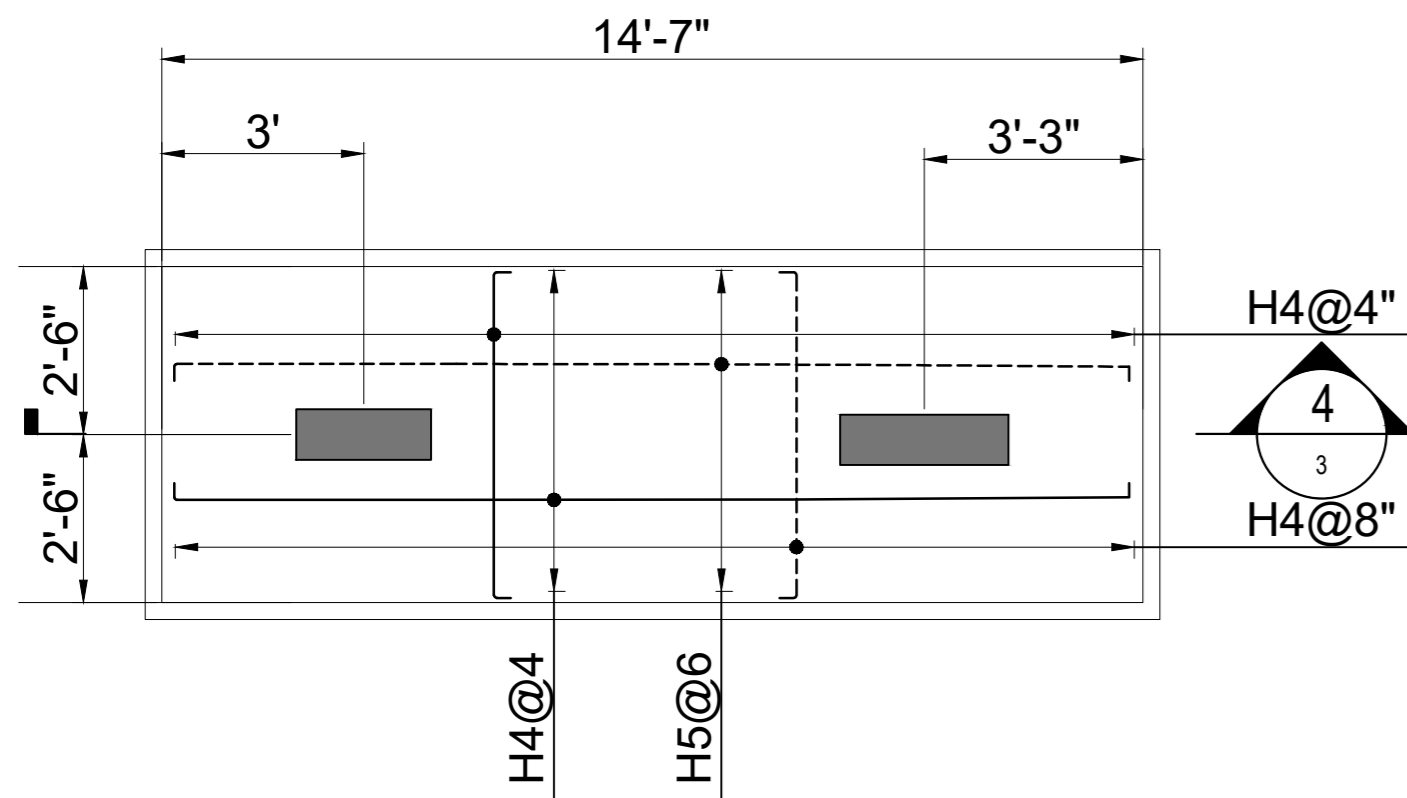
SECTION-4



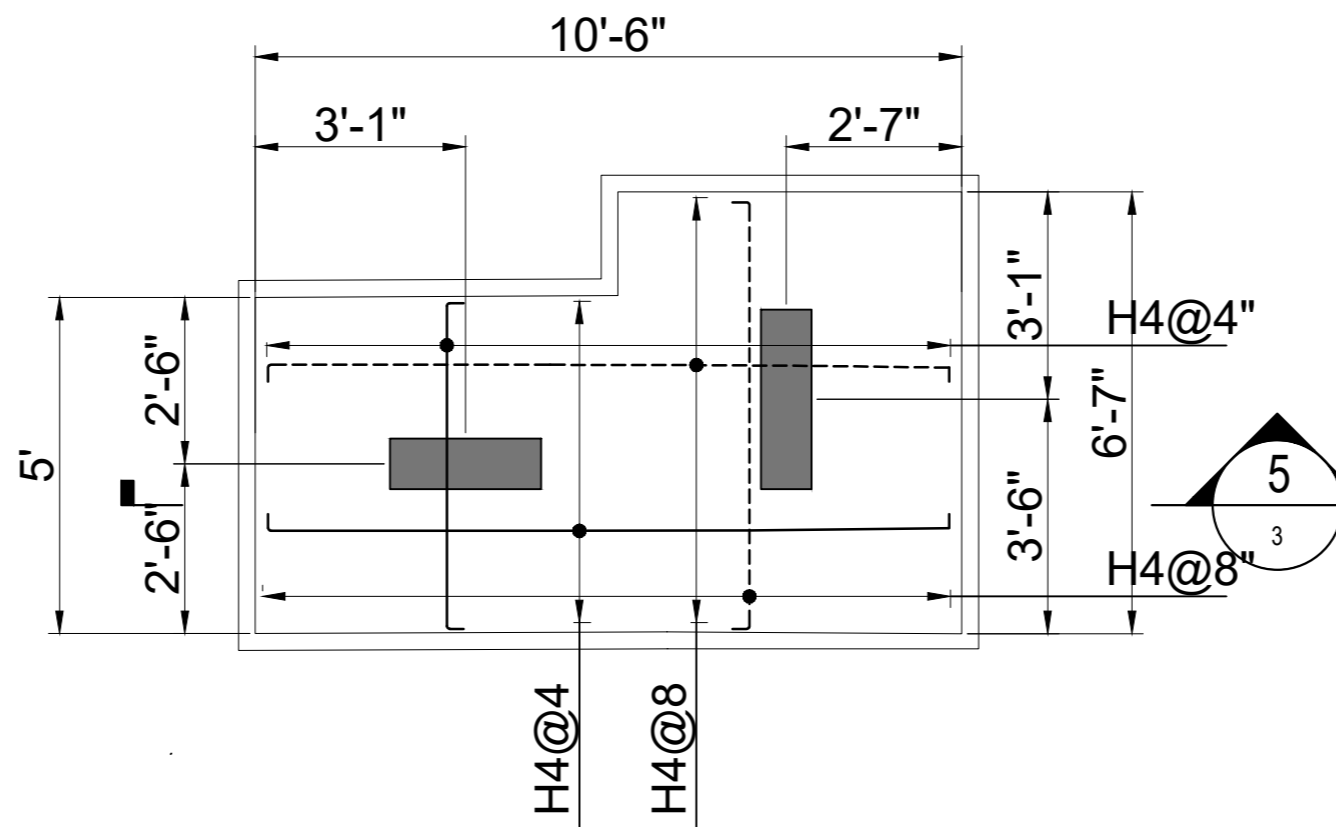
SECTION-5



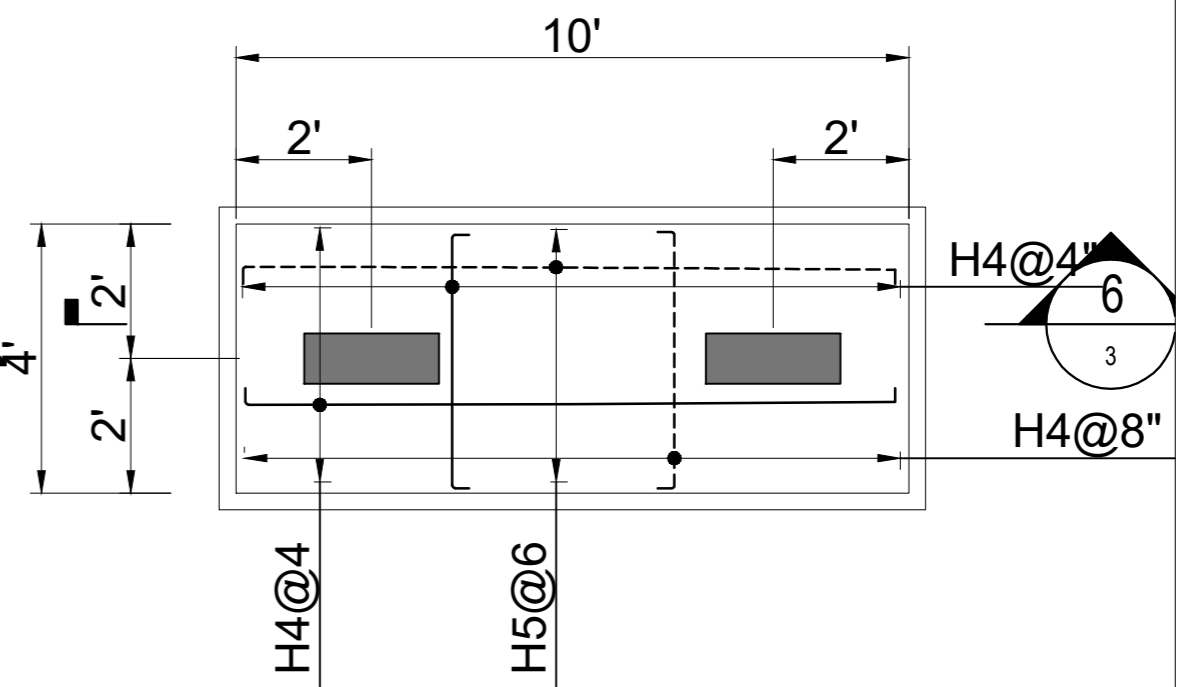
SECTION-6



FOOTING - CF1



FOOTING - CF2



FOOTING - CF3

REV NO.	DATE	DESCRIPTION
---------	------	-------------

Client :



INSTITUTE OF BUSINESS ADMINISTRATION
IBA CITY CAMPUS, KARACHI

Job :

PLAYERS FACILITY AND ADMIN
OFFICES AT
IBA MAIN CAMPUS, KARACHI

Design Consultant :



NSPACE
N-SPACE CONSULTANTS
(PVT.) LTD. LAHORE
41-G GULSHAN BLEDEK, ALLAMA IQBAL TOWN, LAHORE
E-MAIL: nspace@engineers@outlook.com

Structure Engineer

LHK CONSULTING ENGINEERS
OFFICE 10, 3RD FLOOR HABIB COURT BUILDING
SHAHRA E FASAL KARACHI. 03019837708
03022154538295
EMAIL: lhke@engineers@outlook.com

Title :

FOUNDATION REINFORCEMENT
DETAIL (SHEET 2 OF 2)

Covered Area: _____ Total Covered Area: _____

Drawn By: R.Y.K. Proj Arch: Ar Adnan Checked: K.Z.

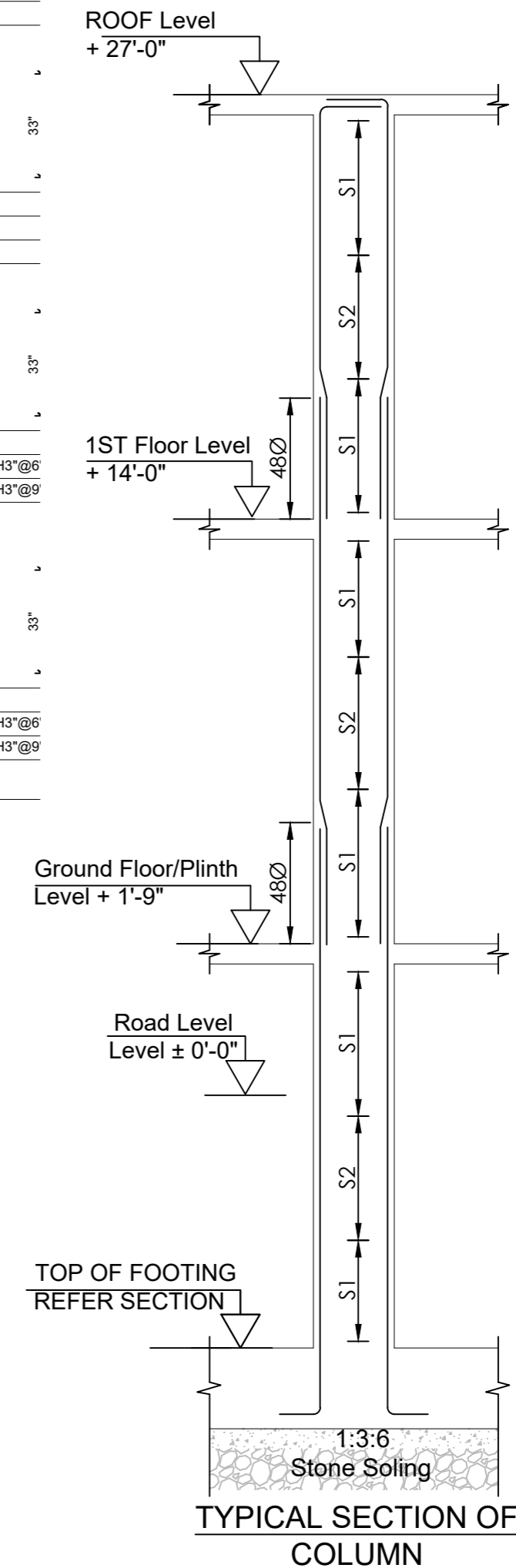
Job No: P-187 Scale: AS SHOWN Date: JULY/25

North: _____ Drawing No.

P-187/01/C/1S06

FROM ROOF TO UPPER-ROOF	[Diagonal cross-hatch pattern]											
MAIN BARS	16H5											
LINK	S1: H3@6"C/C (4 LEGGED) S2: H3@9"C/C (4 LEGGED)											
FROM 1ST FLOOR TO ROOF	[21" x 8" detail]	[27" x 8" detail]	[27" x 1'-0" detail]	[30" x 1'-0" detail]	[30" x 9" detail]	[24" x 1'-0" detail]	[27" x 9" detail]	[Diagonal cross-hatch pattern]	[24" x 9" detail]	[Diagonal cross-hatch pattern]	[21" x 6" detail]	[33" x 33" grid]
MAIN BARS	10-H4	12H4	14H5	16H5	14H5	16H5	12H5	[Diagonal cross-hatch pattern]	12H5	[Diagonal cross-hatch pattern]	10H4	16H4
LINK	S1: H3@6"C/C (3 LEGGED) S2: H3@9"C/C (3 LEGGED)	S1: H3@6"C/C (4 LEGGED) S2: H3@9"C/C (4 LEGGED)	S1: H3@6"C/C (4 LEGGED) S2: H3@9"C/C (4 LEGGED)	S1: H3@6"C/C (4 LEGGED) S2: H3@9"C/C (4 LEGGED)	S1: H3@6"C/C (4 LEGGED) S2: H3@9"C/C (4 LEGGED)	S1: H3@6"C/C (4 LEGGED) S2: H3@9"C/C (4 LEGGED)	S1: H3@6"C/C (4 LEGGED) S2: H3@9"C/C (4 LEGGED)	[Diagonal cross-hatch pattern]	S1: H3@6"C/C (4 LEGGED) S2: H3@9"C/C (4 LEGGED)	[Diagonal cross-hatch pattern]	S1: H3@6"C/C (3 LEGGED) S2: H3@9"C/C (3 LEGGED)	S1: H3@6"C/C (6 LEGGED) S2: H3@9"C/C (6 LEGGED)
FROM GROUND TO 1ST FLOOR	[21" x 8" detail]	[27" x 8" detail]	[27" x 1'-0" detail]	[30" x 1'-0" detail]	[30" x 9" detail]	[24" x 1'-0" detail]	[27" x 9" detail]	[Diagonal cross-hatch pattern]	[27" x 9" detail]	[24" x 9" detail]	[24" x 6" detail]	[36" x 9" detail]
MAIN BARS	10-H4	12H4	14H5	16H5	14H5	16H5	12H5	[Diagonal cross-hatch pattern]	12H5	12H5	12H5	18H4
LINK	S1: H3@6"C/C (3 LEGGED) S2: H3@9"C/C (3 LEGGED)	S1: H3@6"C/C (4 LEGGED) S2: H3@9"C/C (4 LEGGED)	S1: H3@6"C/C (4 LEGGED) S2: H3@9"C/C (4 LEGGED)	S1: H3@6"C/C (4 LEGGED) S2: H3@9"C/C (4 LEGGED)	S1: H3@6"C/C (4 LEGGED) S2: H3@9"C/C (4 LEGGED)	S1: H3@6"C/C (4 LEGGED) S2: H3@9"C/C (4 LEGGED)	S1: H3@6"C/C (4 LEGGED) S2: H3@9"C/C (4 LEGGED)	[Diagonal cross-hatch pattern]	S1: H3@6"C/C (4 LEGGED) S2: H3@9"C/C (4 LEGGED)	S1: H3@6"C/C (4 LEGGED) S2: H3@9"C/C (4 LEGGED)	S1: H3@6"C/C (4 LEGGED) S2: H3@9"C/C (4 LEGGED)	S1: H3@6"C/C (5 LEGGED) S2: H3@9"C/C (5 LEGGED)
FROM FOUNDATION TO GROUND	[21" x 8" detail]	[27" x 8" detail]	[27" x 1'-0" detail]	[30" x 1'-0" detail]	[30" x 9" detail]	[24" x 1'-0" detail]	[27" x 9" detail]	[27" x 9" detail]	[27" x 9" detail]	[24" x 9" detail]	[24" x 6" detail]	[36" x 9" detail]
MAIN BARS	10-H4	12H4	14H5	16H5	14H5	16H5	12H5	12H5	12H5	12H5	12H5	18H4
LINK	S1: H3@6"C/C (3 LEGGED) S2: H3@9"C/C (3 LEGGED)	S1: H3@6"C/C (4 LEGGED) S2: H3@9"C/C (4 LEGGED)	S1: H3@6"C/C (4 LEGGED) S2: H3@9"C/C (4 LEGGED)	S1: H3@6"C/C (4 LEGGED) S2: H3@9"C/C (4 LEGGED)	S1: H3@6"C/C (4 LEGGED) S2: H3@9"C/C (4 LEGGED)	S1: H3@6"C/C (4 LEGGED) S2: H3@9"C/C (4 LEGGED)	S1: H3@6"C/C (4 LEGGED) S2: H3@9"C/C (4 LEGGED)	S1: H3@6"C/C (4 LEGGED) S2: H3@9"C/C (4 LEGGED)	S1: H3@6"C/C (4 LEGGED) S2: H3@9"C/C (4 LEGGED)	S1: H3@6"C/C (4 LEGGED) S2: H3@9"C/C (4 LEGGED)	S1: H3@6"C/C (4 LEGGED) S2: H3@9"C/C (4 LEGGED)	S1: H3@6"C/C (5 LEGGED) S2: H3@9"C/C (5 LEGGED)
LEVEL COL-MARK	C1	C2	C3	C4	C4A	C5	C6	C6A	C7	C8	C8A	C9

COLUMN REINFORCEMENT SCHEDULE



REV NO.	DATE	DESCRIPTION
---------	------	-------------

Client : **IBA**
INSTITUTE OF BUSINESS ADMINISTRATION
IBA CITY CAMPUS, KARACHI

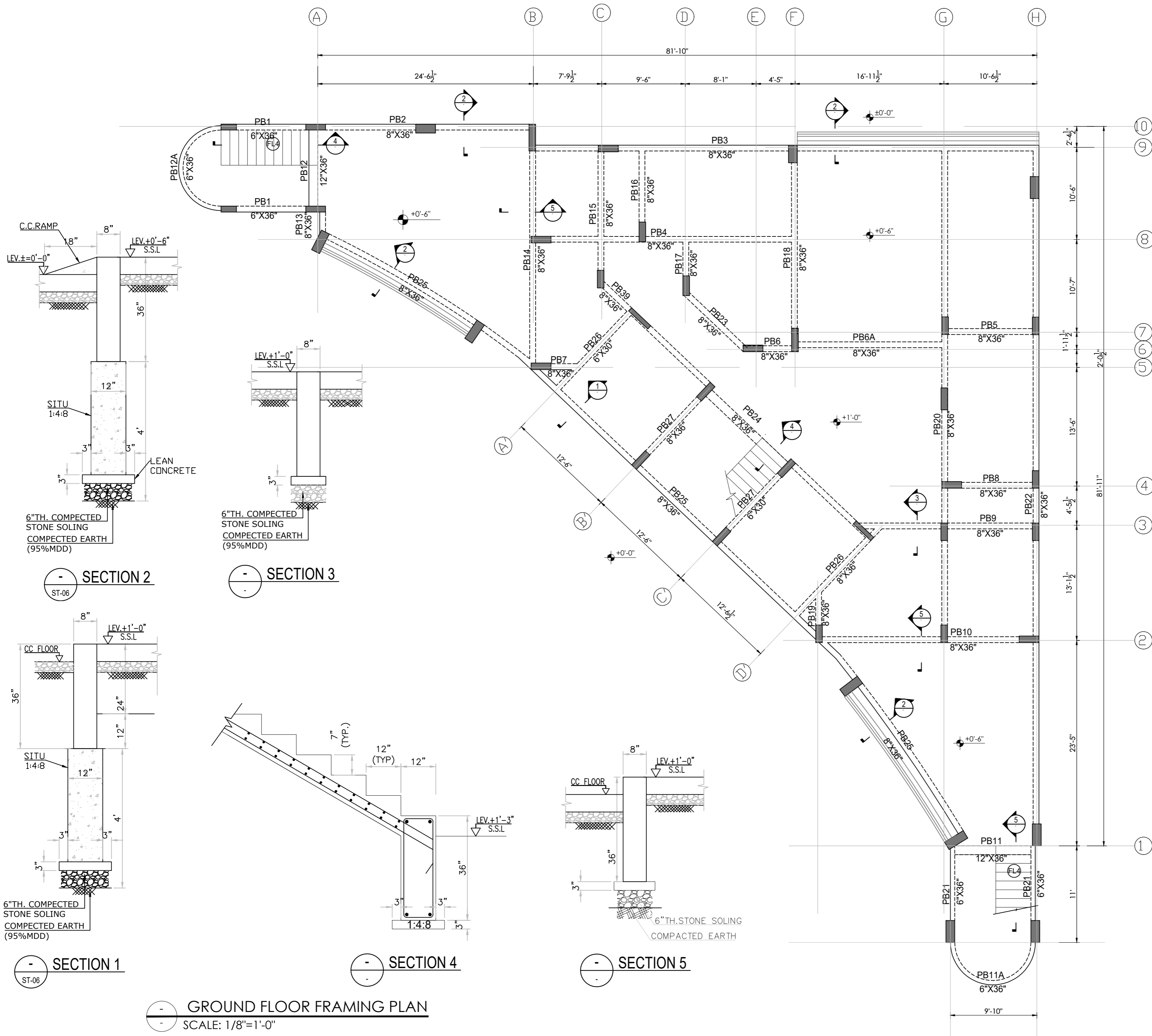
Job : **PLAYERS FACILITY AND ADMIN OFFICES AT IBA MAIN CAMPUS, KARACHI**

Design Consultant : **N-SPACE CONSULTANTS (PVT.) LTD. LAHORE**
416- GULSHAN BLEDEK, ALLAMA IQBAL TOWN, LAHORE
E-MAIL: nspaceengineers@outlook.com

Structure Engineer **LHK CONSULTING ENGINEERS**
OFFICE 10, 3RD FLOOR HABIB COAST BUILDING
SHAHRA E FASAL KARACHI. 03019837708
03022194338295
EMAIL: lhkece@outlook.com

Title : **FOUNDATION REINFORCEMENT DETAIL (SHEET 2 OF 2)**

Cad By: R.Y.K.	Proj Arch: Ar.Abdan	Checked: K.Z.
Job No: P-187	Scale: AS SHOWN	Date: JULY/25
North:	Drawing No. P-187/01/C/1507	



REV NO.	DATE	DESCRIPTION

Client :  INSTITUTE OF BUSINESS ADMINISTRATION
IBA CITY CAMPUS, KARACHI

Job : PLAYERS FACILITY AND ADMIN OFFICES AT
IBA MAIN CAMPUS, KARACHI

Design Consultant : 
NSPACE CONSULTANTS (PVT.) LTD. LAHORE
416-GULSHAN BLVD., ALLAMA IQBAL TOWN, LAHORE
EMAIL : nspaceengineers@outlook.com

Structure Engineer
LHK CONSULTING ENGINEERS
OFFICE 10, 3RD FLOOR HANOVER COURT BUILDING
SHAHRA E FASAL KARACHI. 03019837708
03022194338295
EMAIL : lhkconsultingengineers@outlook.com

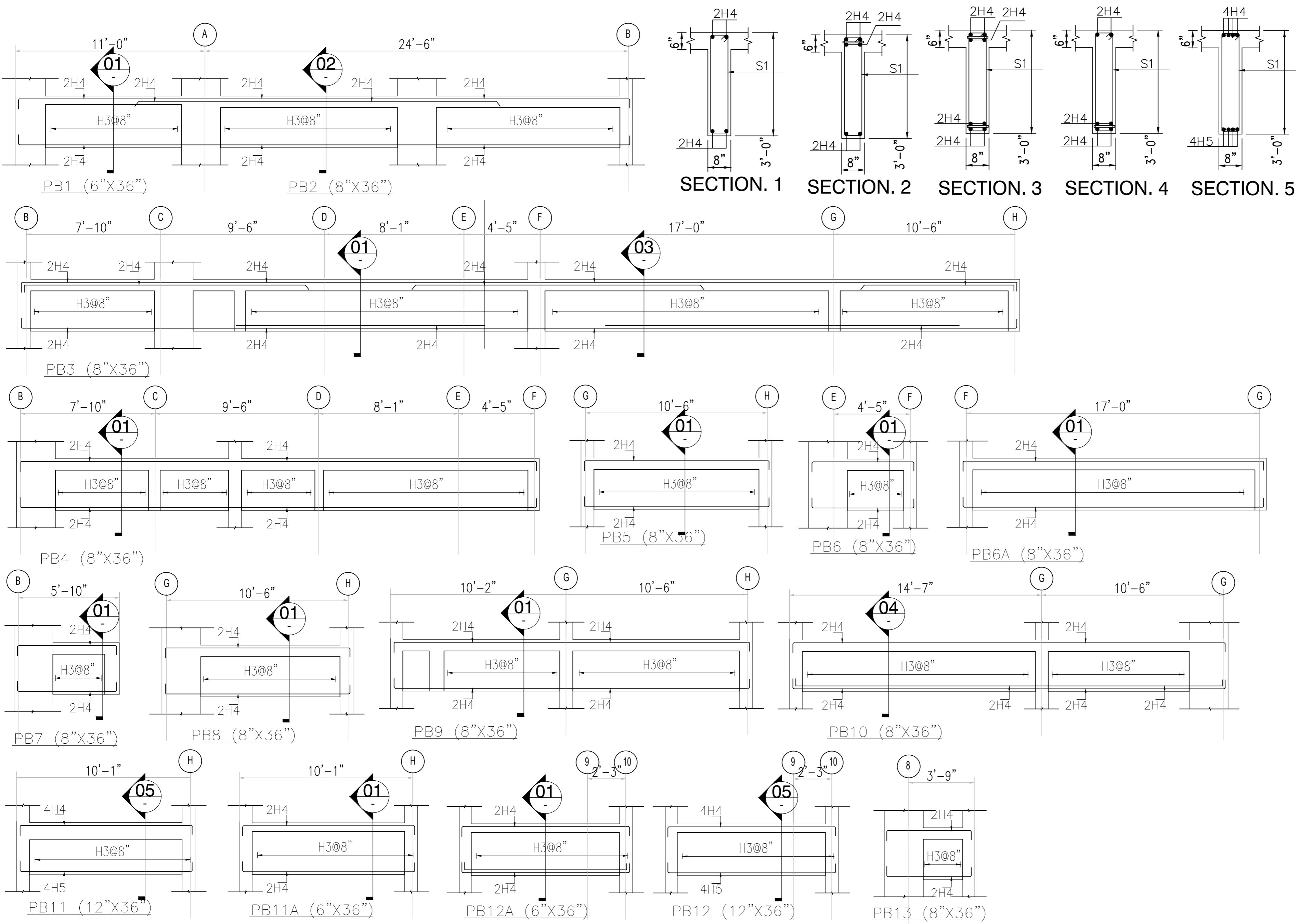
Title :
GROUND FLOOR FRAMING PLAN

Covered Area : _____ Total Covered Area : _____

Drawn By : R.Y.K. Proj Arch: Ar Adnan Checked: K.Z.

Job No: P-187 Scale: AS SHOWN Date: JULY/25

North: _____ Drawing No.
P-187/01/C/1508



REV NO.	DATE	DESCRIPTION

Client : **IBA**
 INSTITUTE OF BUSINESS ADMINISTRATION
 IBA CITY CAMPUS, KARACHI

Job : **PLAYERS FACILITY AND ADMIN OFFICES AT IBA MAIN CAMPUS, KARACHI**

Design Consultant : **N-SPACE CONSULTANTS (PVT.) LTD. LAHORE**
 41-G, GULSHAN BLOCK, ALLAMA IQBAL TOWN, LAHORE
 E-MAIL: info@n-space.com

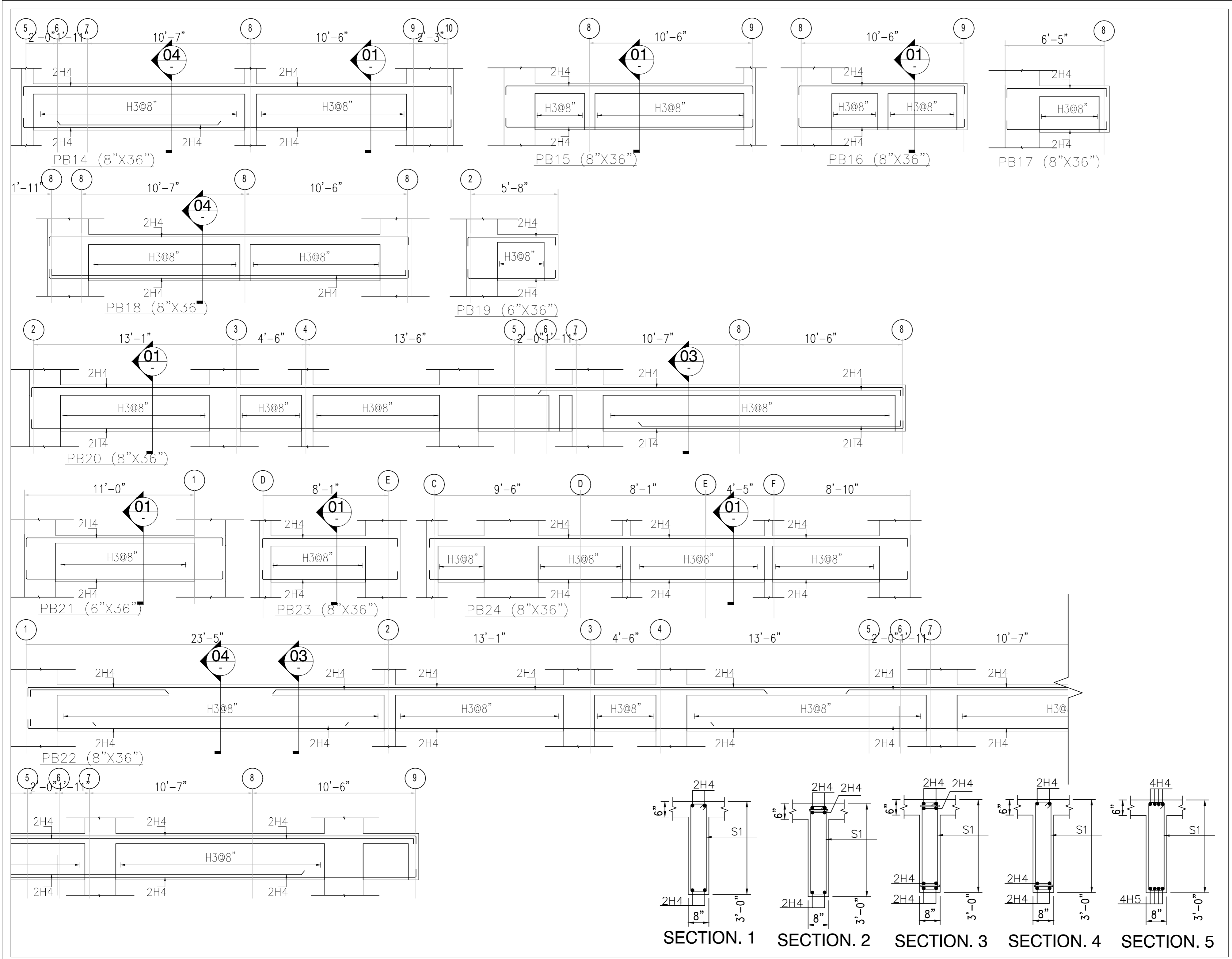
Structure Engineer
LHK CONSULTING ENGINEERS
 OFFICE: 10, 3RD FLOOR, HABIB COAST BUILDING
 SHAHRA E FASAL, KARACHI. 03019837708
 0302219438295
 EMAIL: lhke@n-space.com

Title : **GROUND FLOOR BEAM ELEVATION (SHEET 1 OF 3)**

Covered Area: _____ Total Covered Area: _____

Cad By : R.Y.K.	Proj Arch: Ar Adnan	Checked : K.Z.
Job No : P-187	Scale : AS SHOWN	Date : JULY/25
North :		Drawing No. P-187/01/C/1S09

ALL DESIGN AND DETAILS ARE THE PROPERTY OF N SPACE CONSULTANTS PRIVATE LIMITED LAHORE AND CAN NOT BE USED WITHOUT WRITTEN PERMISSION. ALL DRAWINGS MUST BE RETURNED UPON COMPLETION OF WORK. PLEASE DO NOT SCALE DRAWINGS. ALL MEASUREMENTS MUST BE VERIFIED TO ENSURE COMPLIANCE, ACCURACY AND CONFORMITY TO BUILDING BY-LAWS BY THE SUPERVISING ARCHITECT / ENGINEER / CONTRACTOR. APPROVED DRAWINGS SHOULD BE KEPT AT SITE ALL THE TIMES. IT IS THE RESPONSIBILITY OF THE CONTRACTOR TO COORDINATE ALL DRAWINGS I.E., ARCHITECTURE, STRUCTURE, MEP OR ANY OTHER RELATED DRAWING. ANY DISCREPANCY BETWEEN ANY KIND OF DRAWINGS SHOULD BE VERIFIED BEFORE STARTING ANY WORK ON SITE.



REV. NO.	DATE	DESCRIPTION

Client : **IBA**
INSTITUTE OF BUSINESS ADMINISTRATION
IBA CITY CAMPUS, KARACHI

Job : **PLAYERS FACILITY AND ADMIN OFFICES AT IBA MAIN CAMPUS, KARACHI**

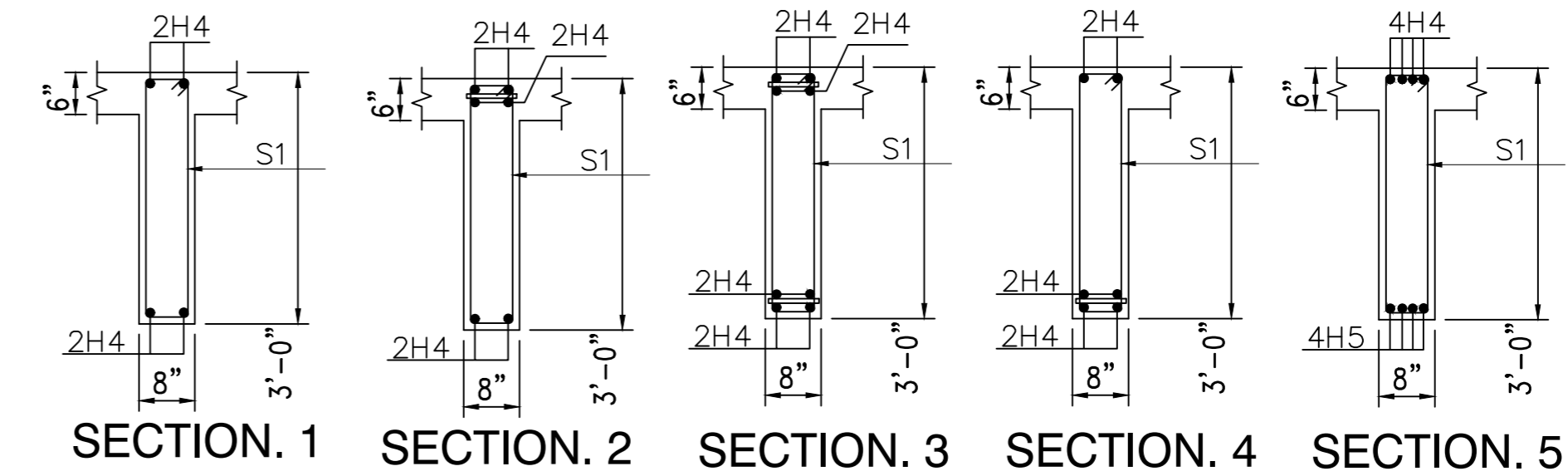
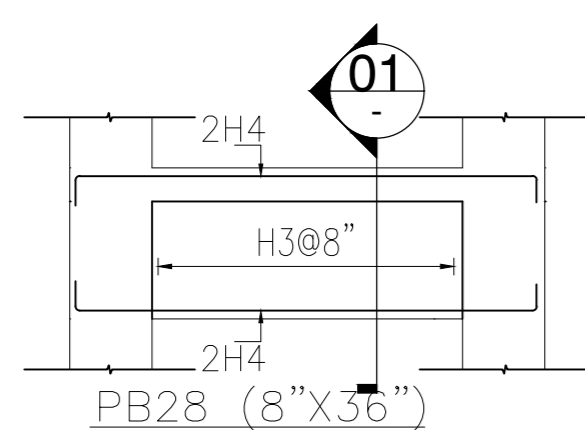
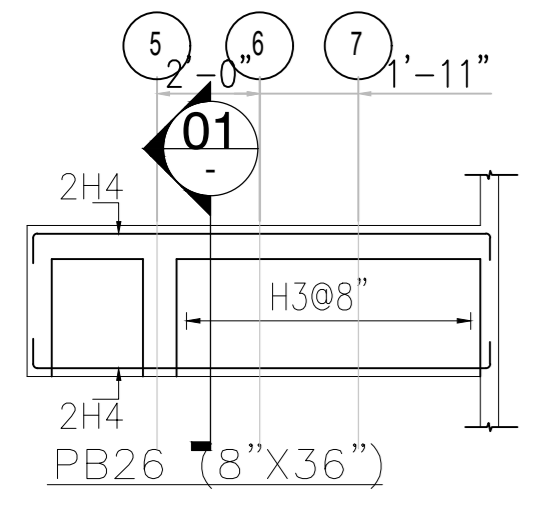
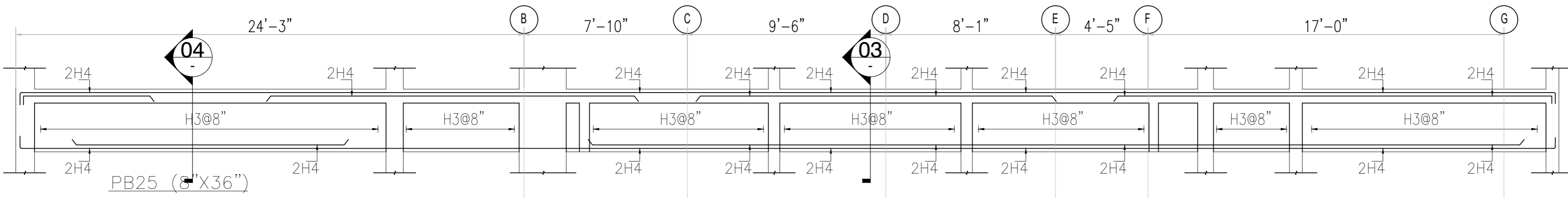
Design Consultant : **NSPACE**
N-SPACE CONSULTANTS
(PVT.) LTD. LAHORE
416- GULSHAN BLVD., ALLAMA IQBAL TOWN, LAHORE
EMAIL: nspaceengineers@outlook.com

Structure Engineer : **LHK CONSULTING ENGINEERS**
OFFICE 10, 3RD FLOOR HABIB COAST BUILDING
SHAHRA E FASAL KARACHI. 03019837708
03022134338295
EMAIL: lhkeceengineers@outlook.com

Title : **GROUND FLOOR BEAM ELEVATION (SHEET 2 OF 3)**

Covered Area: _____	Total Covered Area: _____
Drawn By: <small>R.Y.K</small>	Proj Arch: <small>Ar.Abdul</small>
Job No: <small>P-187</small>	Scale: <small>AS SHOWN</small>
North: _____	Date: <small>JULY/25</small>
Drawing No. P-187/01/C/1S10	

ALL DESIGN AND DETAILS ARE THE PROPERTY OF N SPACE CONSULTANTS PRIVATE LIMITED LAHORE AND CAN NOT BE USED WITHOUT WRITTEN PERMISSION. ALL DRAWINGS MUST BE RETURNED UPON COMPLETION OF WORK. PLEASE DO NOT SCALE DRAWINGS. ALL MEASUREMENTS MUST BE VERIFIED TO ENSURE COMPLIANCE, ACCURACY AND CONFORMITY TO BUILDING BYE-LAWS BY THE SUPERVISING ARCHITECT / ENGINEER / CONTRACTOR. APPROVED DRAWINGS SHOULD BE KEPT AT SITE ALL THE TIMES. IT IS THE RESPONSIBILITY OF THE CONTRACTOR TO COORDINATE ALL DRAWINGS I.E., ARCHITECTURE, STRUCTURE, MEP OR ANY OTHER RELATED DRAWING. ANY DISCREPANCY BETWEEN ANY KIND OF DRAWINGS SHOULD BE VERIFIED BEFORE STARTING ANY WORK ON SITE.



REV. NO.	DATE	DESCRIPTION

Client :



INSTITUTE OF BUSINESS ADMINISTRATION
IBA CITY CAMPUS, KARACHI

Job :

PLAYERS FACILITY AND ADMIN
OFFICES AT
IBA MAIN CAMPUS, KARACHI

Design Consultant :



NSPACE
N-SPACE CONSULTANTS
(PVT.) LTD. LAHORE
416- GULSHAN BLOCK, ALLAMA IQBAL TOWN, LAHORE
E-MAIL: nspaceengineers@outlook.com

Structure Engineer

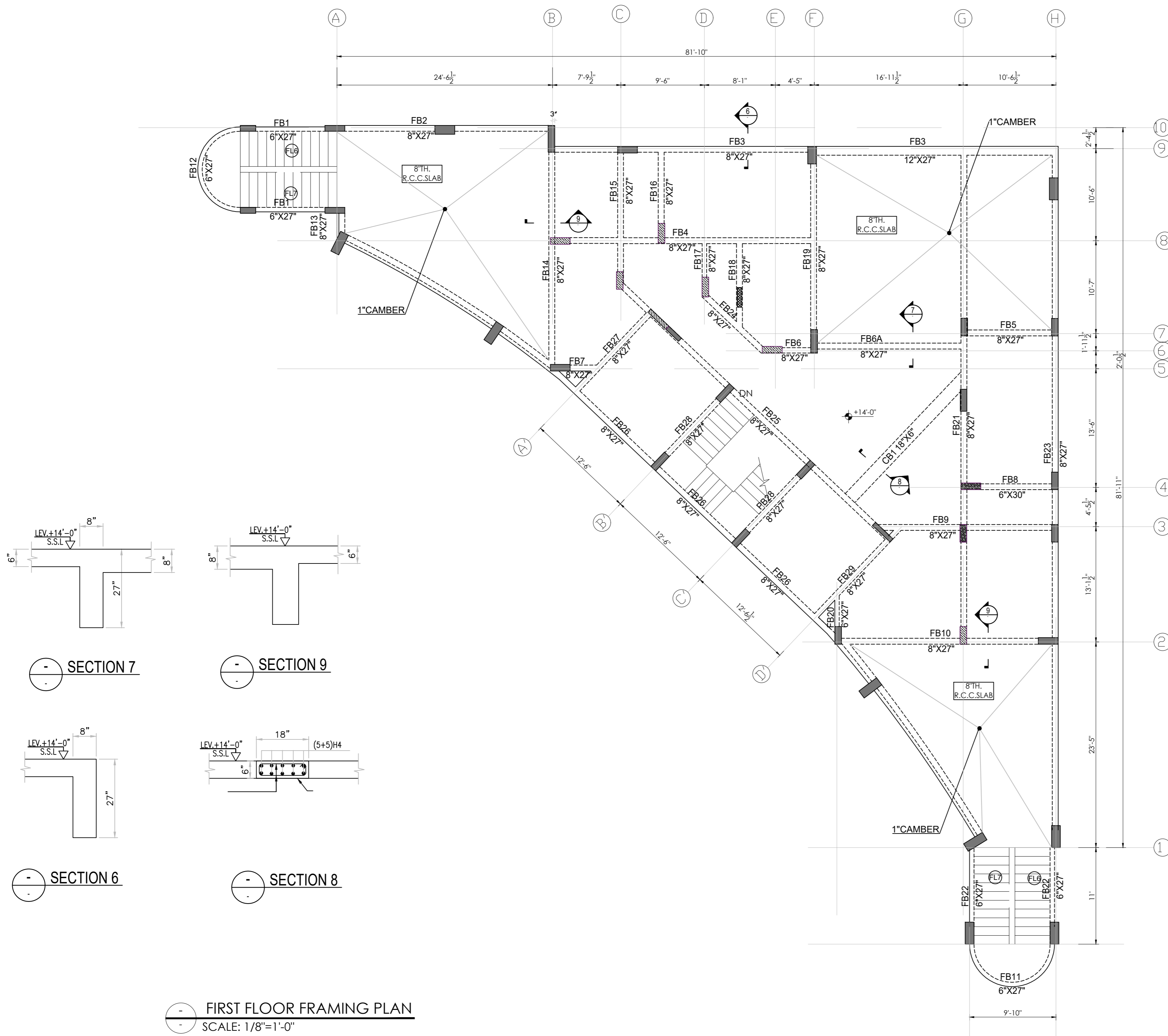
LHK CONSULTING ENGINEERS
OFFICE 10, 3RD FLOOR HABIB COAST BUILDING
SHAHRA E FASAL KARACHI. 0319837708
0302-2134538295
EMAIL: lhkconsultingengineers@outlook.com

Title :

GROUND FLOOR BEAM ELEVATION
(SHEET 3 OF 3)

Cad By:	Proj Arch:	Checked:
R.Y.K.	Ar.Abdan	K.Z.
Job No:	Scale:	Date:
P-187	AS SHOWN	JULY/25
North:	Drawing No.	
	P-187/01/C/1S11	

ALL DESIGN AND DETAILS ARE THE PROPERTY OF N SPACE CONSULTANTS PRIVATE LIMITED LAHORE AND CAN NOT BE USED WITHOUT WRITTEN PERMISSION. ALL DRAWINGS MUST BE RETURNED UPON COMPLETION OF WORK. PLEASE DO NOT SCALE DRAWINGS. ALL MEASUREMENTS MUST BE VERIFIED TO ENSURE COMPLIANCE, ACCURACY AND CONFORMITY TO BUILDING BYE-LAWS BY THE SUPERVISING ARCHITECT / ENGINEER / CONTRACTOR. APPROVED DRAWINGS SHOULD BE KEPT AT SITE ALL THE TIMES. IT IS THE RESPONSIBILITY OF THE CONTRACTOR TO COORDINATE ALL DRAWINGS I.E., ARCHITECTURE, STRUCTURE, MEP OR ANY OTHER RELATED DRAWING. ANY DISCREPANCY BETWEEN ANY KIND OF DRAWINGS SHOULD BE VERIFIED BEFORE STARTING ANY WORK ON SITE.



FIRST FLOOR FRAMING PLAN
 SCALE: 1/8"=1'-0"

REV. NO.	DATE	DESCRIPTION

Client:



INSTITUTE OF BUSINESS ADMINISTRATION
IBA CITY CAMPUS, KARACHI

Job:

PLAYERS FACILITY AND ADMIN OFFICES AT IBA MAIN CAMPUS, KARACHI

Design Consultant:



NSPACE CONSULTANTS (PVT.) LTD. LAHORE
416- GULSHAN BLOCK, ALLAMA IQBAL TOWN, LAHORE
E-MAIL: nspaceengineers@outlook.com

Structure Engineer

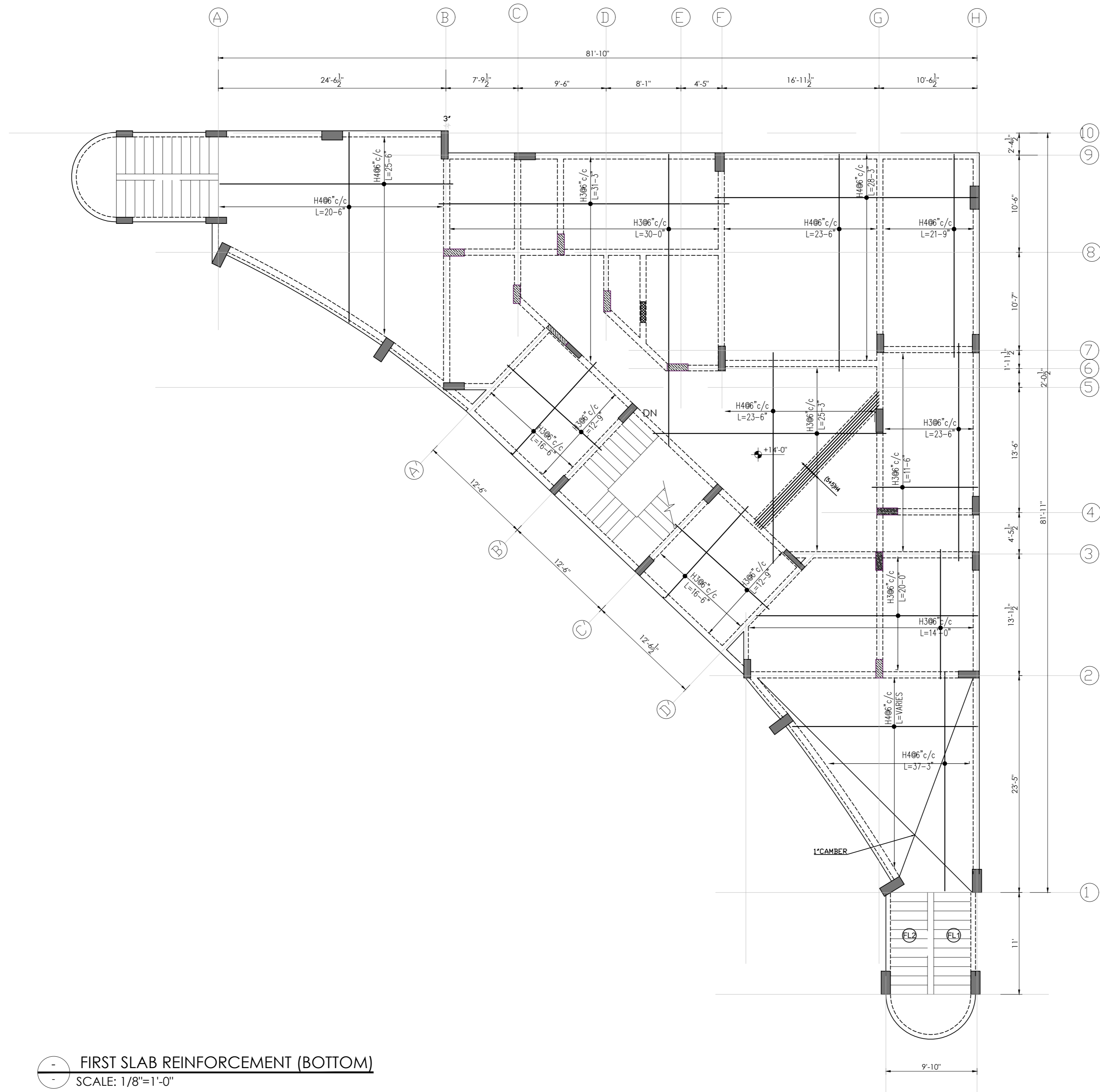
LHK CONSULTING ENGINEERS
OFFICE 10, 3RD FLOOR HABIB COAST BUILDING
SHAHRA E FASAL KARACHI. 0319837708
0302 214538295
EMAIL: lhkconsultingengineers@outlook.com

Title:

FIRST FLOOR FRAMING PLAN

Cad By: R.Y.K	Proj Arch: Ar Adan	Checked: K.Z
Job No: P-187	Scale: AS SHOWN	Date: JULY/25
North:	Drawing No. P-187/01/C/1S12	

ALL DESIGN AND DETAILS ARE THE PROPERTY OF N SPACE CONSULTANTS PRIVATE LIMITED LAHORE AND CAN NOT BE USED WITHOUT WRITTEN PERMISSION. ALL DRAWINGS MUST BE RETURNED UPON COMPLETION OF WORK. PLEASE DO NOT SCALE DRAWINGS. ALL MEASUREMENTS MUST BE VERIFIED TO ENSURE COMPLIANCE, ACCURACY AND CONFORMITY TO BUILDING BYE-LAWS BY THE SUPERVISING ARCHITECT / ENGINEER / CONTRACTOR. APPROVED DRAWINGS SHOULD BE KEPT AT SITE ALL THE TIMES. IT IS THE RESPONSIBILITY OF THE CONTRACTOR TO COORDINATE ALL DRAWINGS I.E., ARCHITECTURE, STRUCTURE, MEP OR ANY OTHER RELATED DRAWING. ANY DISCREPANCY BETWEEN ANY KIND OF DRAWINGS SHOULD BE VERIFIED BEFORE STARTING ANY WORK ON SITE.




○ FIRST SLAB REINFORCEMENT (BOTTOM)
○ SCALE: 1/8"=1'-0"

REV NO.	DATE	DESCRIPTION

Client :

 INSTITUTE OF BUSINESS ADMINISTRATION
 IBA CITY CAMPUS, KARACHI

Job :
 PLAYERS FACILITY AND ADMIN
 OFFICES AT
 IBA MAIN CAMPUS, KARACHI

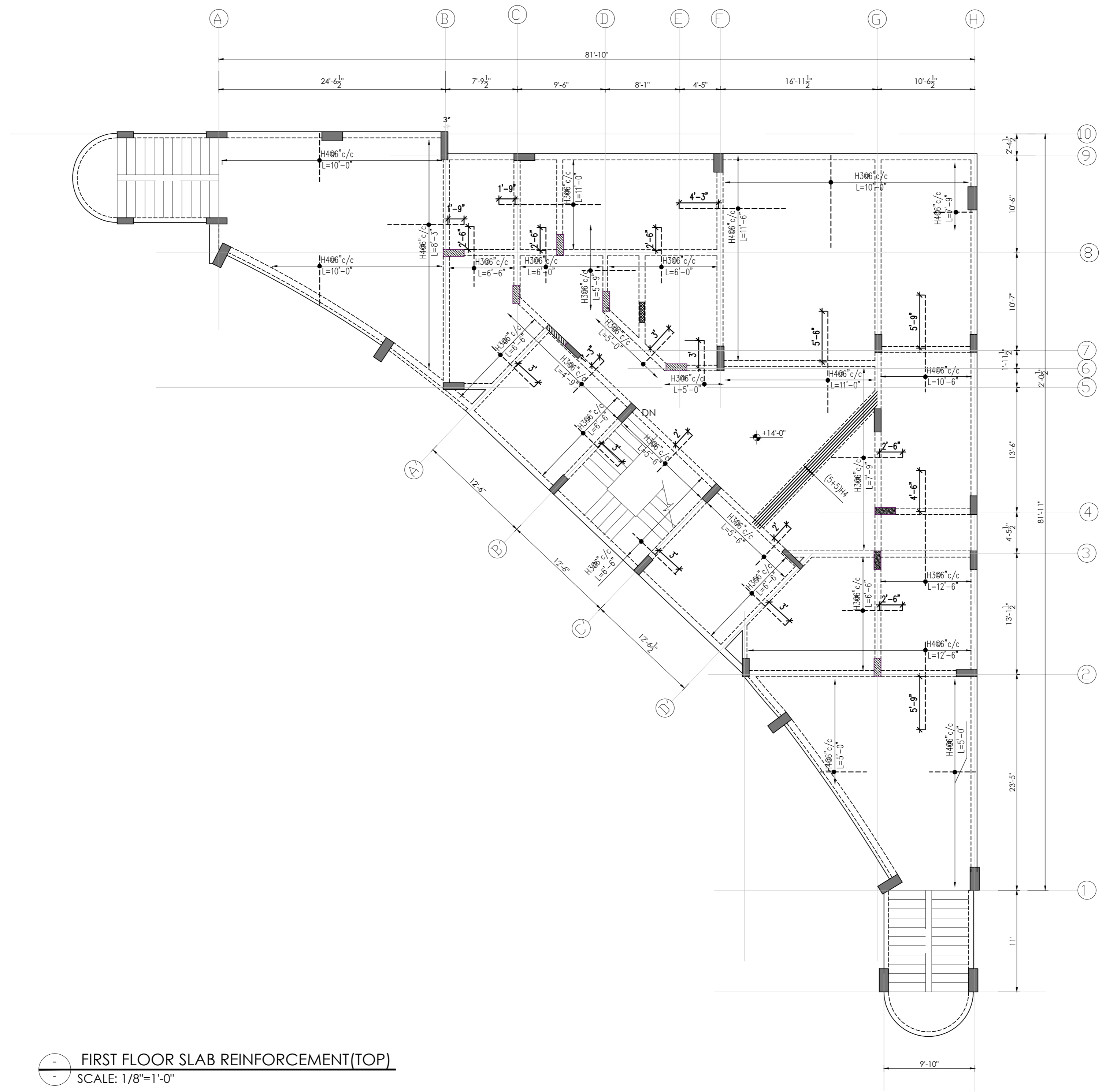
Design Consultant :

 N-SPACE
 CONSULTANTS
 (PVT.) LTD. LAHORE
 416- GULSHAN BLOCK, ALLAMA IQBAL TOWN, LAHORE
 E-MAIL: nspaceengineers@outlook.com

Structure Engineer
LHK CONSULTING ENGINEERS
 OFFICE 10, 3RD FLOOR HANOVER COURT BUILDING
 SHARPA E FASAL KARACHI. 0319837708
 0302-214538295
 EMAIL: lhkconsultingengineers@outlook.com

Title :
 FIRST FLOOR SLAB BOTTOM
 REINFORCEMENT PLAN

Cad By : R.Y.K.	Proj Arch : Ar Adan	Checked : K.Z.
Job No : P-187	Scale : AS SHOWN	Date : JULY/25
North : 	Drawing No. P-187/01/C/1S13	

ALL DESIGN AND DETAILS ARE THE PROPERTY OF N-SPACE CONSULTANTS PRIVATE LIMITED LAHORE AND CAN NOT BE USED WITHOUT WRITTEN PERMISSION. ALL DRAWINGS MUST BE RETURNED UPON COMPLETION OF WORK. PLEASE DO NOT SCALE DRAWINGS. ALL MEASUREMENTS MUST BE VERIFIED TO ENSURE COMPLIANCE, ACCURACY AND CONFORMITY TO BUILDING BYE-LAWS BY THE SUPERVISING ARCHITECT / ENGINEER / CONTRACTOR. APPROVED DRAWINGS SHOULD BE KEPT AT SITE ALL THE TIMES. IT IS THE RESPONSIBILITY OF THE CONTRACTOR TO COORDINATE ALL DRAWINGS I.E., ARCHITECTURE, STRUCTURE, MEP OR ANY OTHER RELATED DRAWING. ANY DISCREPANCY BETWEEN ANY KIND OF DRAWINGS SHOULD BE VERIFIED BEFORE STARTING ANY WORK ON SITE.




FIRST FLOOR SLAB REINFORCEMENT (TOP)
SCALE: 1/8"=1'-0"

REV NO.	DATE	DESCRIPTION

Client : 
INSTITUTE OF BUSINESS ADMINISTRATION
IBA CITY CAMPUS, KARACHI

Job :
PLAYERS FACILITY AND ADMIN
OFFICES AT
IBA MAIN CAMPUS, KARACHI

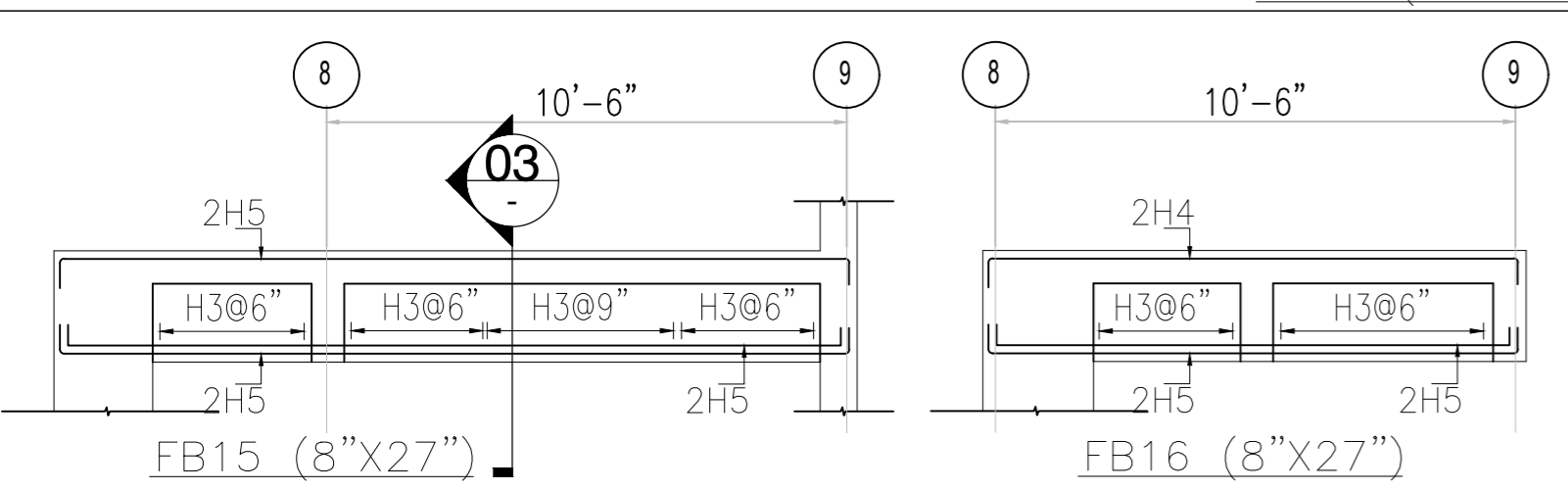
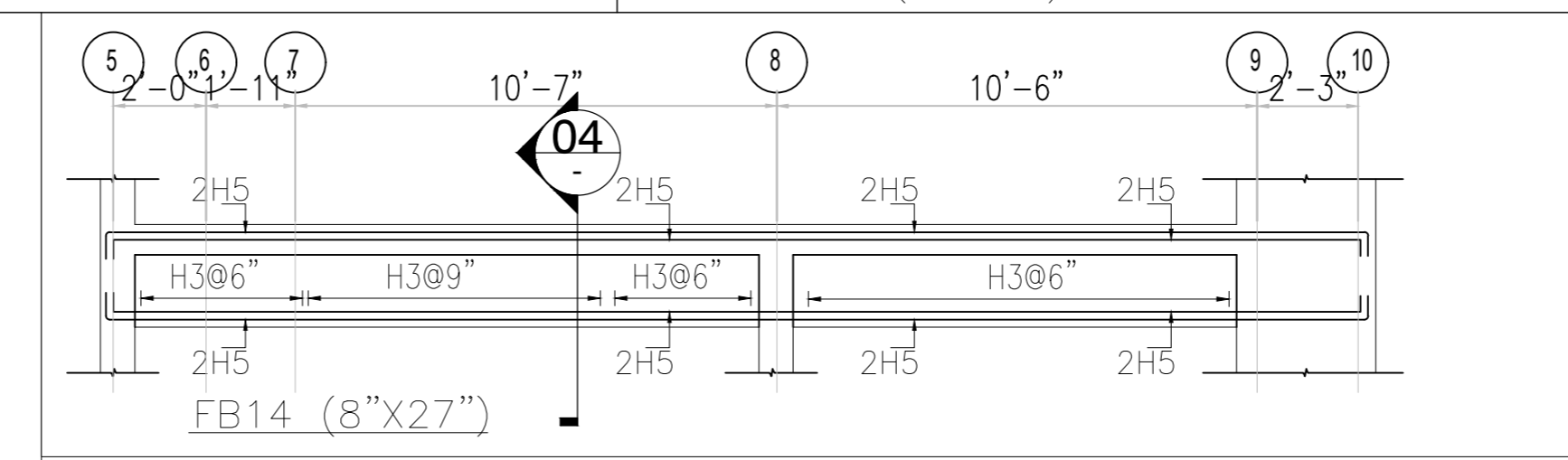
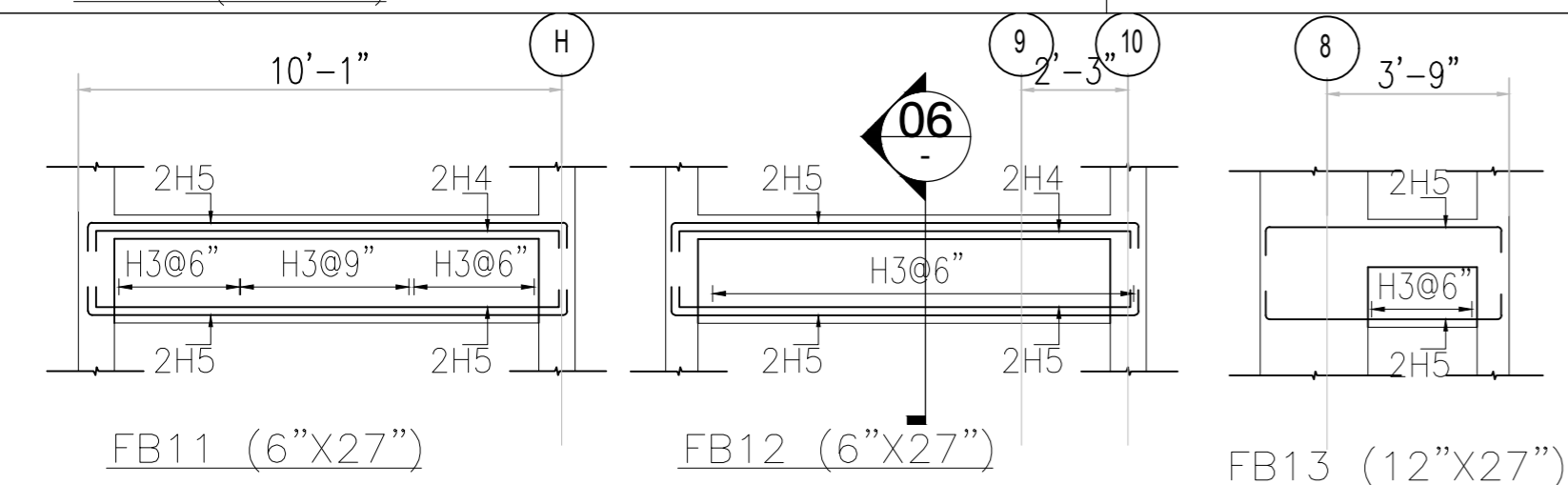
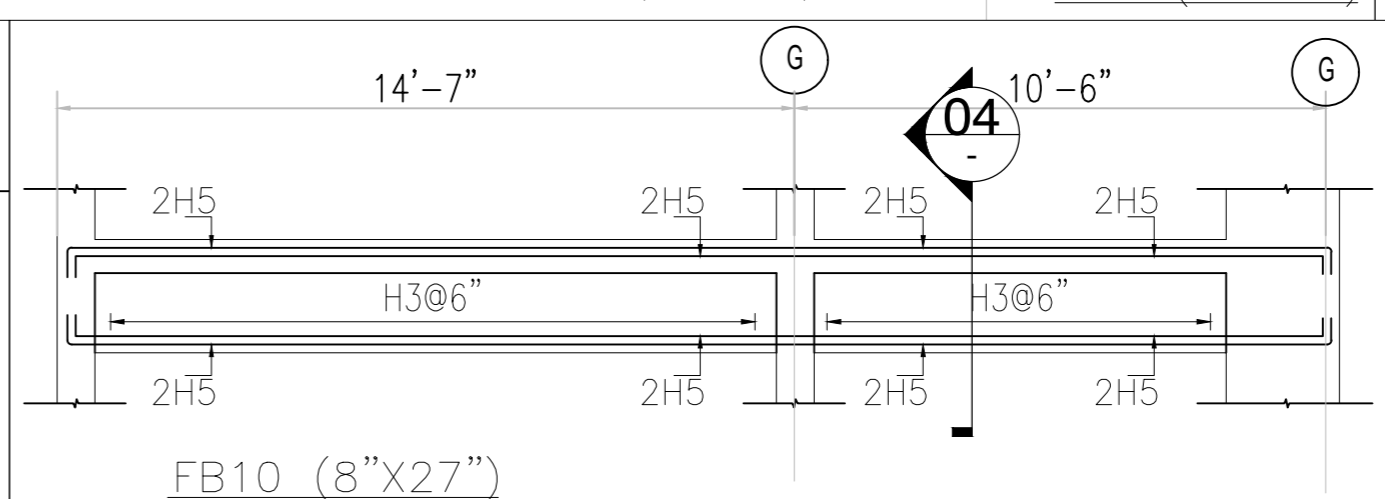
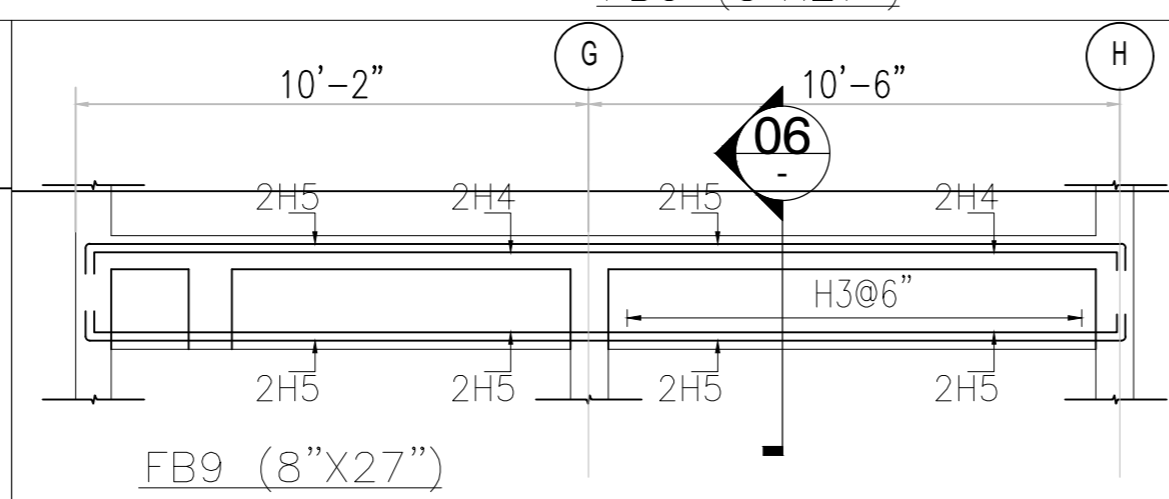
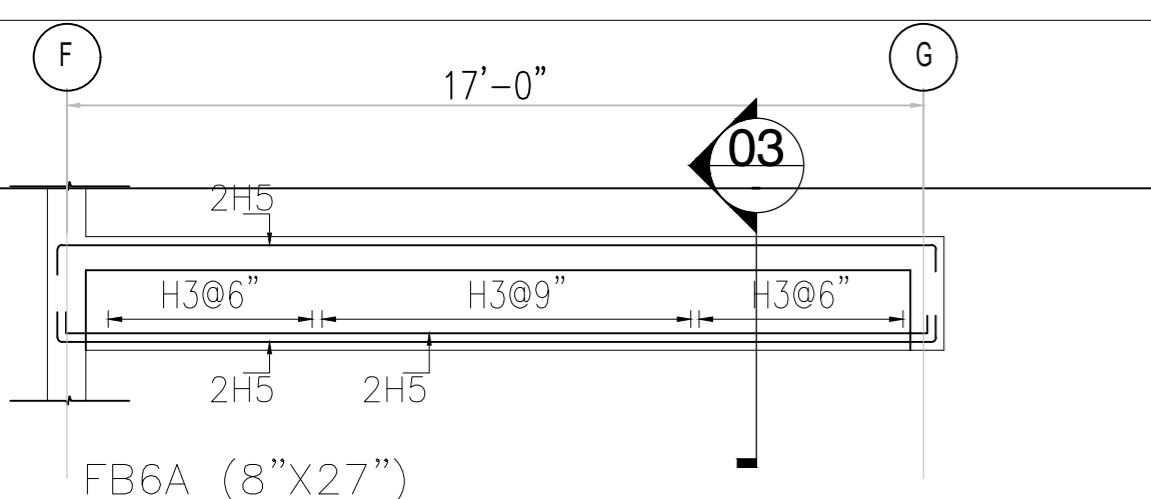
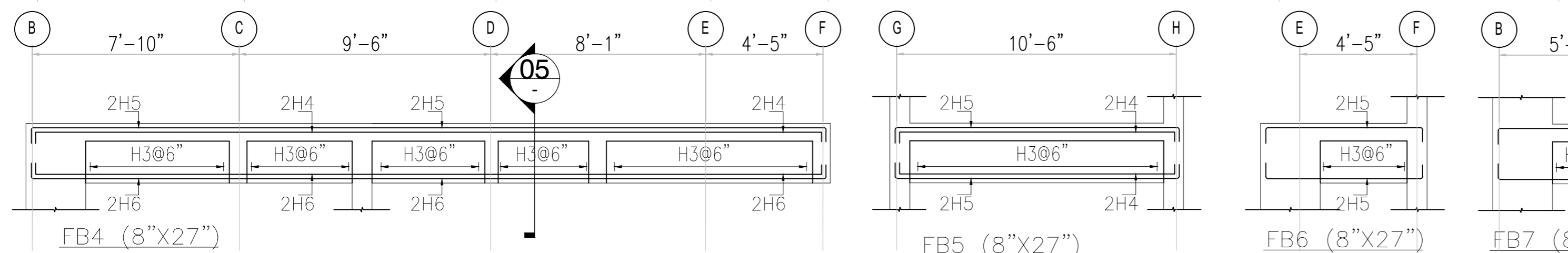
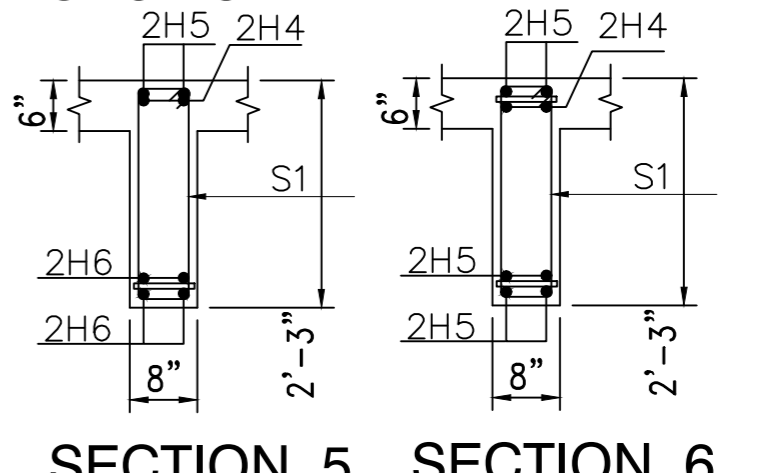
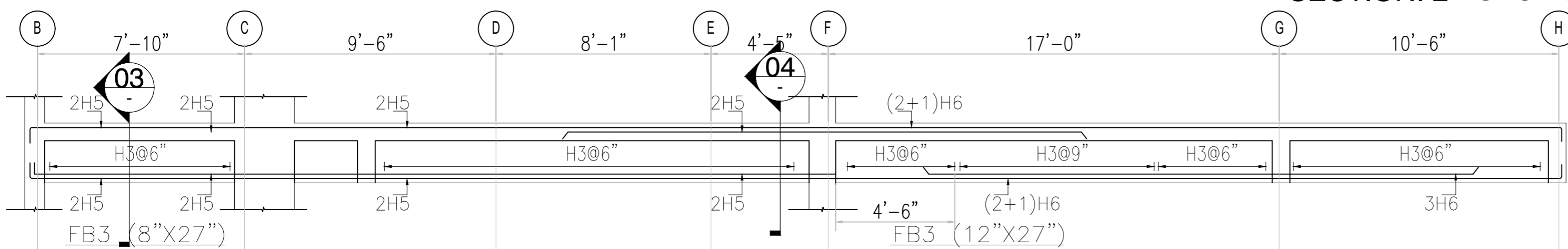
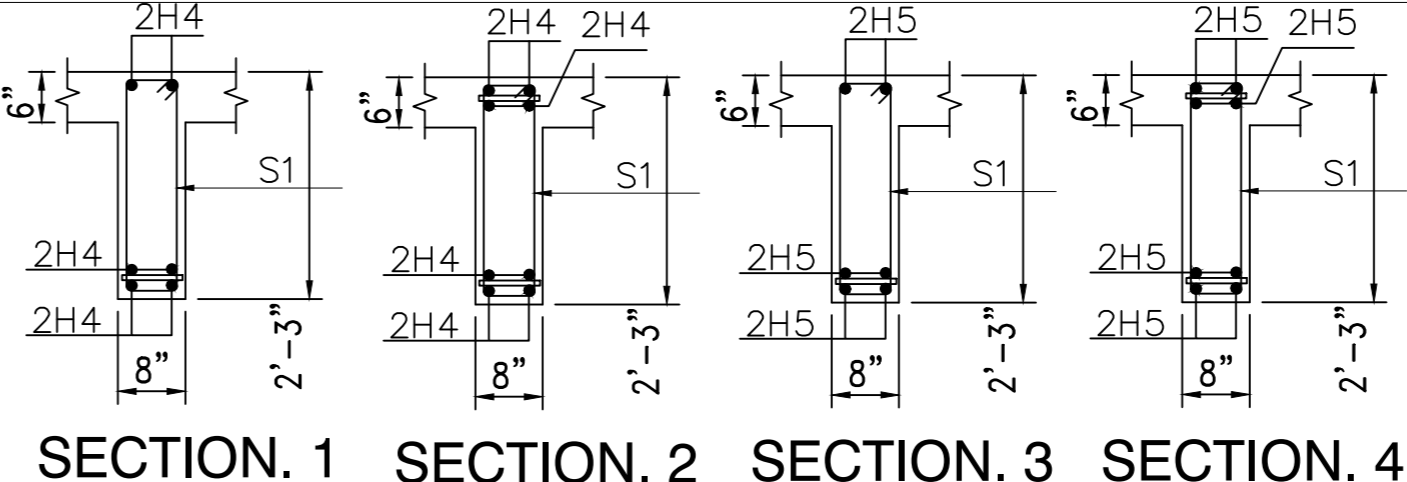
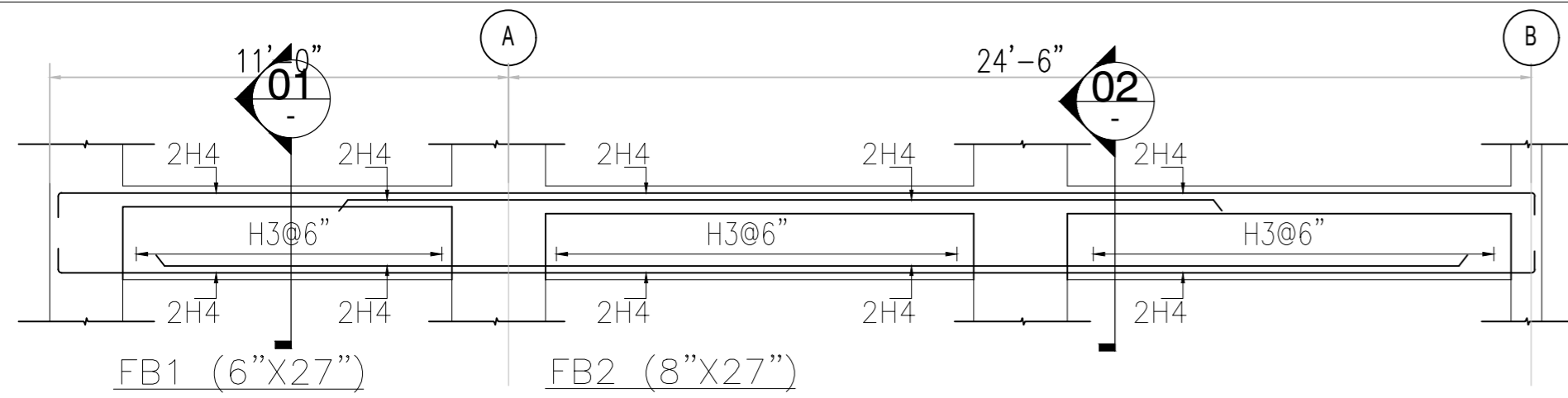
Design Consultant : 
NSPACE
N-SPACE CONSULTANTS
(PVT.) LTD. LAHORE
416- GULSHAN BLOCK, ALLAMA IQBAL TOWN, LAHORE
EMAIL: nspaceengineers@outlook.com

Structure Engineer
LHK CONSULTING ENGINEERS
OFFICE: 10, 3RD FLOOR, HABIB COAST BUILDING
SHAHRA E FASAL, KARACHI. 03019837708
03022134338295
EMAIL: lhkspaceengineers@outlook.com

Title :
FIRST FLOOR SLAB TOP
REINFORCEMENT PLAN

Covered Area: _____	Total Covered Area: _____	
Drawn By: R.Y.K.	Proj Arch: Ar Adan	Checked: K.Z.
Job No: P-187	Scale: AS SHOWN	Date: JULY/25
North: _____	Drawing No. _____	


P-187/01/C/1S14



REV. NO.	DATE	DESCRIPTION

Client: 
 INSTITUTE OF BUSINESS ADMINISTRATION
 IBA CITY CAMPUS, KARACHI

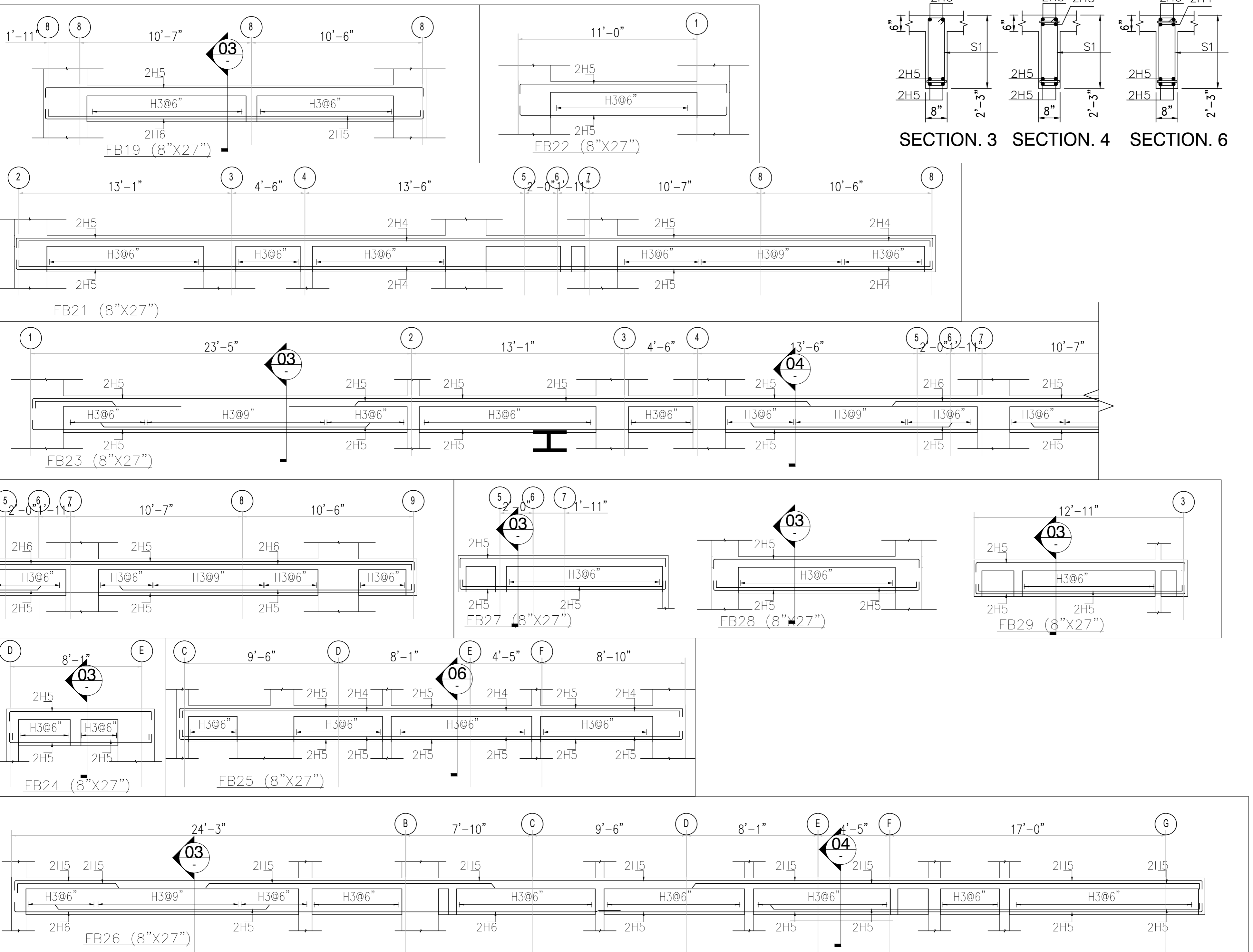
Job: **PLAYERS FACILITY AND ADMIN OFFICES AT IBA MAIN CAMPUS, KARACHI**

Design Consultant: 
 NSPACE CONSULTANTS (PVT.) LTD. LAHORE
 41-G GULSHAN BLOCK, ALLAMA IQBAL TOWN, LAHORE
 E-MAIL: nspaceengineers@outlook.com

Structure Engineer: **LHK CONSULTING ENGINEERS**
 OFFICE: 10, 3RD FLOOR, HABIB COAST BUILDING
 SHARIAH FASAL KARACHI, 03019837708
 03022134338295
 EMAIL: lhcconsultingengineers@outlook.com

Title: **FIRST FLOOR BEAM ELEVATION (SHEET 1 OF 2)**

Cad By: R.Y.K.	Proj Arch: Ar.Adan	Checked: K.Z.
Job No: P-187	Scale: AS SHOWN	Date: JULY25
North:	Drawing No. P-187/01/C/1S15	



REV. NO.	DATE	DESCRIPTION

Client : **IBA**
 INSTITUTE OF BUSINESS ADMINISTRATION
 IBA CITY CAMPUS, KARACHI

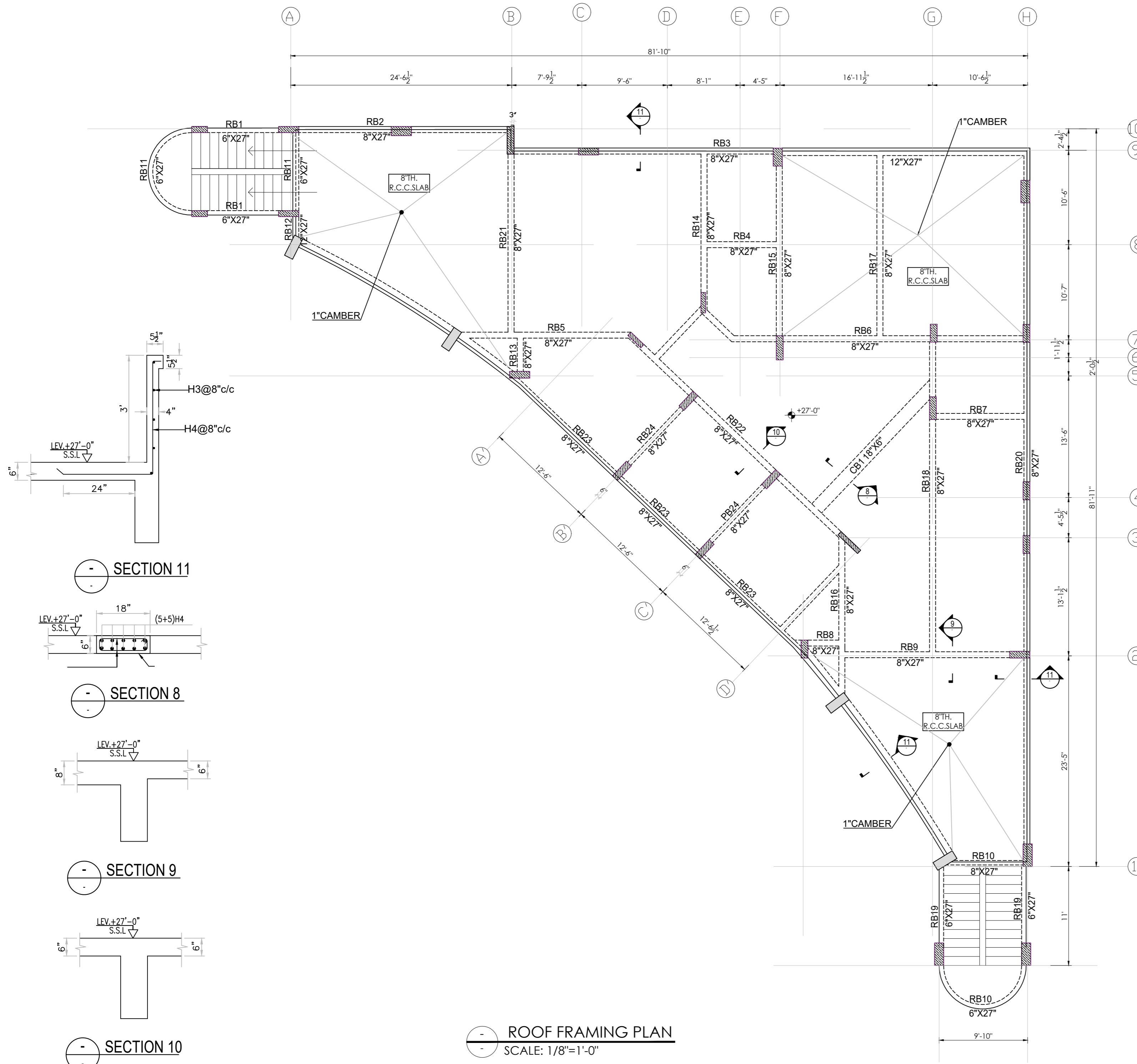
Job : **PLAYERS FACILITY AND ADMIN
 OFFICES AT
 IBA MAIN CAMPUS, KARACHI**

Design Consultant : **NSPACE**
**N-SPACE CONSULTANTS
 (PVT.) LTD. LAHORE**
 41-G GULSHAN BLVD, ALLAMA IQBAL TOWN, LAHORE
 54000 PAKISTAN

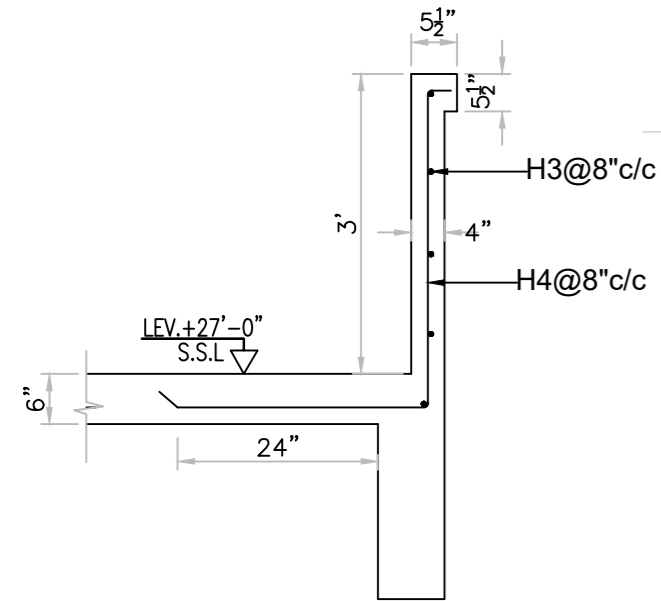
Structure Engineer **LHK CONSULTING ENGINEERS**
OFFICE: 10, 3RD FLOOR HABIB COURT BUILDING
 SHAHRA E FASAL, KARACHI. 03019837708
 03022194538295
 EMAIL: lhkspaceengineers@outlook.com

Title : **FIRST FLOOR BEAM ELEVATION
 (SHEET 2 OF 2)**

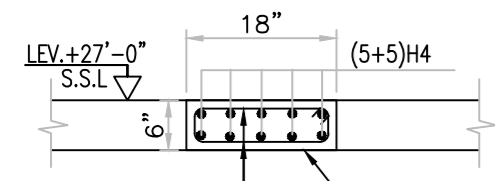
Cad By : R.Y.K.	Proj Arch: Ar.Abdan	Checked: K.Z.
Job No: P-187	Scale: AS SHOWN	Date: JULY/25
North:		Drawing No. P-187/01/C/1S16



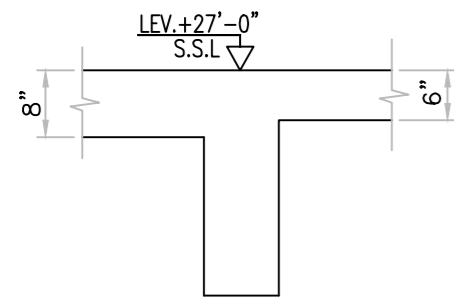
SECTION 11



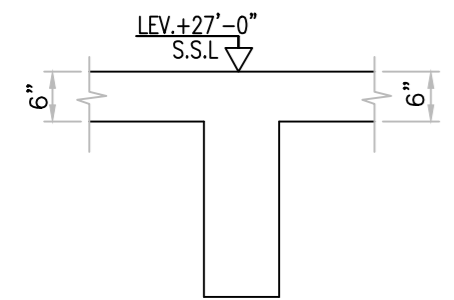
SECTION 8



SECTION 9



SECTION 10



ROOF FRAMING PLAN
SCALE: 1/8"=1'-0"

REV NO.	DATE	DESCRIPTION

Client :



INSTITUTE OF BUSINESS ADMINISTRATION
IBA CITY CAMPUS, KARACHI

Job :

PLAYERS FACILITY AND ADMIN OFFICES AT
IBA MAIN CAMPUS, KARACHI

Design Consultant :



NSPACE CONSULTANTS (PVT.) LTD. LAHORE
416- GULSHAN BLOCK, ALLAMA IQBAL TOWN, LAHORE
EMAIL: info@nspaceng.com

Structure Engineer

LHK CONSULTING ENGINEERS
OFFICE 10, 3RD FLOOR, HABIB COAST BUILDING
SHAHRA E FASAL KARACHI. 03019837708
03022134538295
EMAIL: info@lhek.com

Title :

ROOF FRAMING PLAN

Covered Area: _____ Total Covered Area: _____

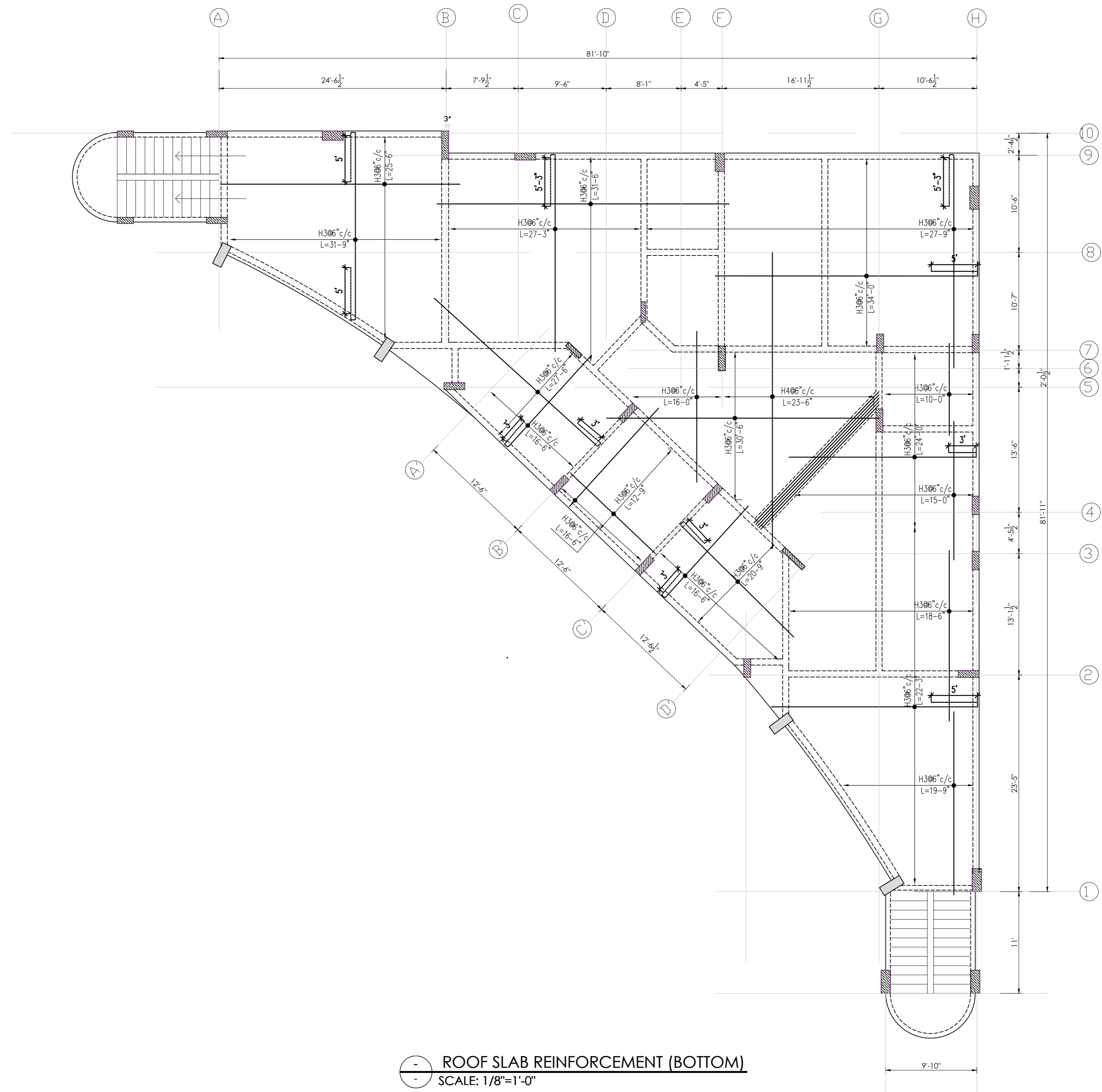
Cad By : R.Y.K	Proj Arch: Ar.Abdan	Checked : K.Z
----------------	---------------------	---------------

Job No : P-187	Scale : AS SHOWN	Date : JULY 25
----------------	------------------	----------------

North:	Drawing No.
--------	-------------

P-187/01/C/1S17

ALL DESIGN AND DETAILS ARE THE PROPERTY OF N SPACE CONSULTANTS PRIVATE LIMITED LAHORE AND CAN NOT BE USED WITHOUT WRITTEN PERMISSION. ALL DRAWINGS MUST BE RETURNED UPON COMPLETION OF WORK. PLEASE DO NOT SCALE DRAWINGS. ALL MEASUREMENTS MUST BE VERIFIED TO ENSURE COMPLIANCE, ACCURACY AND CONFORMITY TO BUILDING BYE-LAWS BY THE SUPERVISING ARCHITECT / ENGINEER / CONTRACTOR. APPROVED DRAWINGS SHOULD BE KEPT AT SITE ALL THE TIMES. IT IS THE RESPONSIBILITY OF THE CONTRACTOR TO COORDINATE ALL DRAWINGS I.E., ARCHITECTURE, STRUCTURE, MEP OR ANY OTHER RELATED DRAWING. ANY DISCREPANCY BETWEEN ANY KIND OF DRAWINGS SHOULD BE VERIFIED BEFORE STARTING ANY WORK ON SITE.



ROOF SLAB REINFORCEMENT (BOTTOM)
 SCALE: 1/8"=1'-0"

REV NO.	DATE	DESCRIPTION

REV NO.	DATE	DESCRIPTION

Client :

INSTITUTE OF BUSINESS ADMINISTRATION
 IBA CITY CAMPUS, KARACHI

Job :

PLAYERS FACILITY AND ADMIN OFFICES AT IBA MAIN CAMPUS, KARACHI

Design Consultant :

NSPACE
N-SPACE CONSULTANTS (PVT.) LTD. LAHORE
416- GULSHAN BLOCK, ALLAMA IQBAL TOWN, LAHORE
 E-MAIL: nspaceengineers@outlook.com

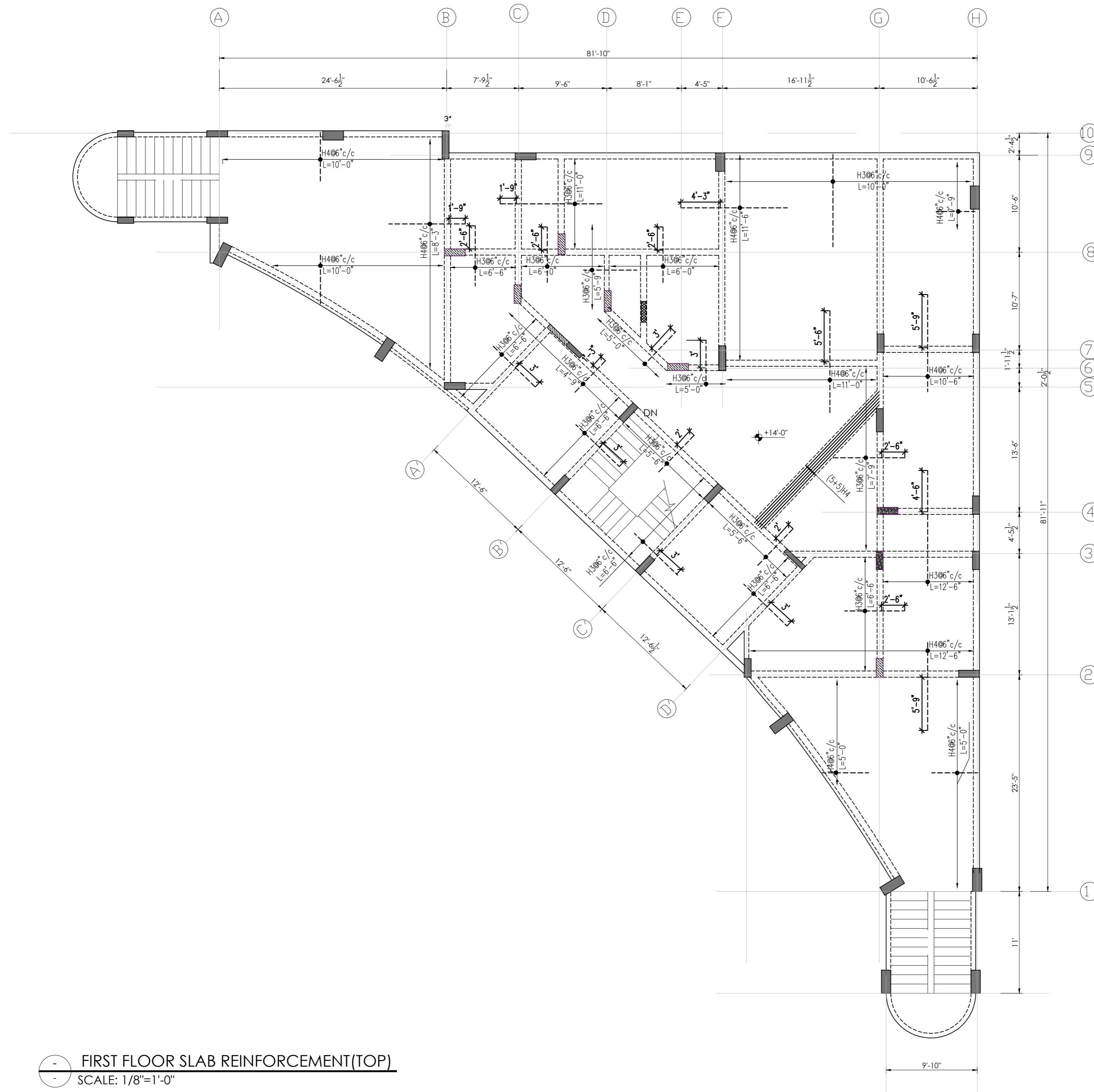
Structure Engineer

LHK CONSULTING ENGINEERS
OFFICE 10, 3RD FLOOR HANER COGIT BUILDING
 SHAHRA E FASAL KARACHI. 03019837708
 03022194338295
 EMAIL: lhkspaceengineers@outlook.com

Title :

ROOF SLAB BOTTOM REINFORCEMENT PLAN

Covered Area: _____	Total Covered Area: _____
Cad By: R.Y.K.	Proj Arch: Ar Adnan
Job No: P-187	Scale: AS SHOWN
North: _____	Checked: K.Z
	Date: JULY/25
	Drawing No. _____
	P-187/01/C/1S18



○ FIRST FLOOR SLAB REINFORCEMENT(TOP)
○ SCALE: 1/8"=1'-0"

REV. NO. DATE DESCRIPTION

Client :



INSTITUTE OF BUSINESS ADMINISTRATION
IBA CITY CAMPUS, KARACHI

Job :

PLAYERS FACILITY AND ADMIN
OFFICES AT
IBA MAIN CAMPUS, KARACHI

Design Consultant :



NSPACE
N-SPACE CONSULTANTS
(PVT.) LTD. LAHORE
416-G GULSHAN BLOCK, ALLAMA IQBAL TOWN, LAHORE
E-MAIL: nspace@engineers@outlook.com

Structure Engineer

LHK CONSULTING ENGINEERS
OFFICE 10, 3RD FLOOR HABIB COOPER BUILDING
SHAHRA E FASAL KARACHI. 0319537708
0302-214438295
EMAIL: lhke@engineers@outlook.com

Title :

ROOF SLAB TOP
REINFORCEMENT PLAN

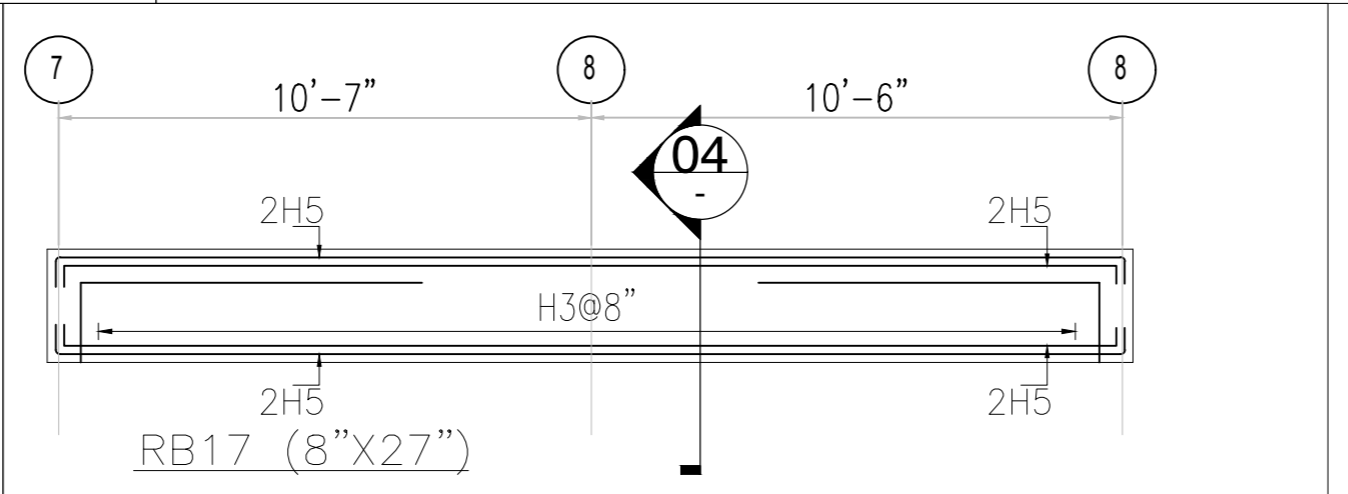
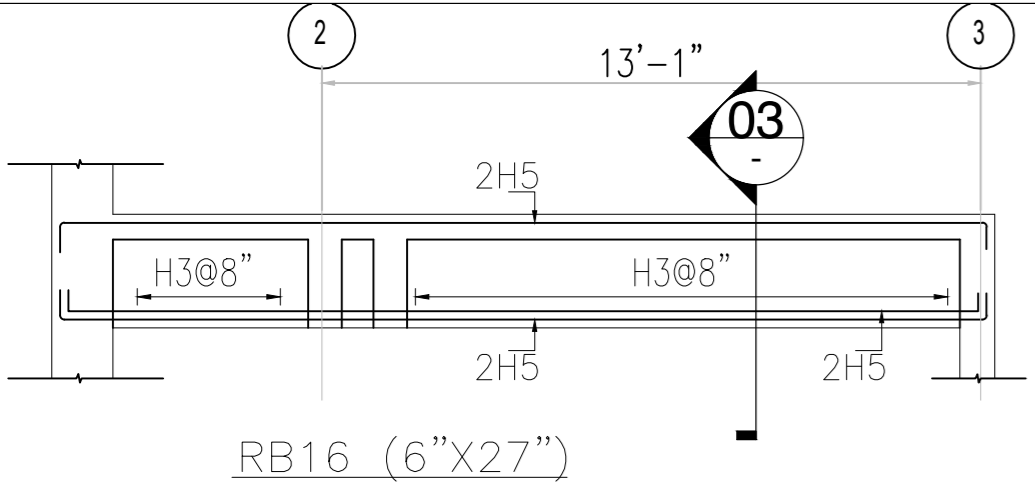
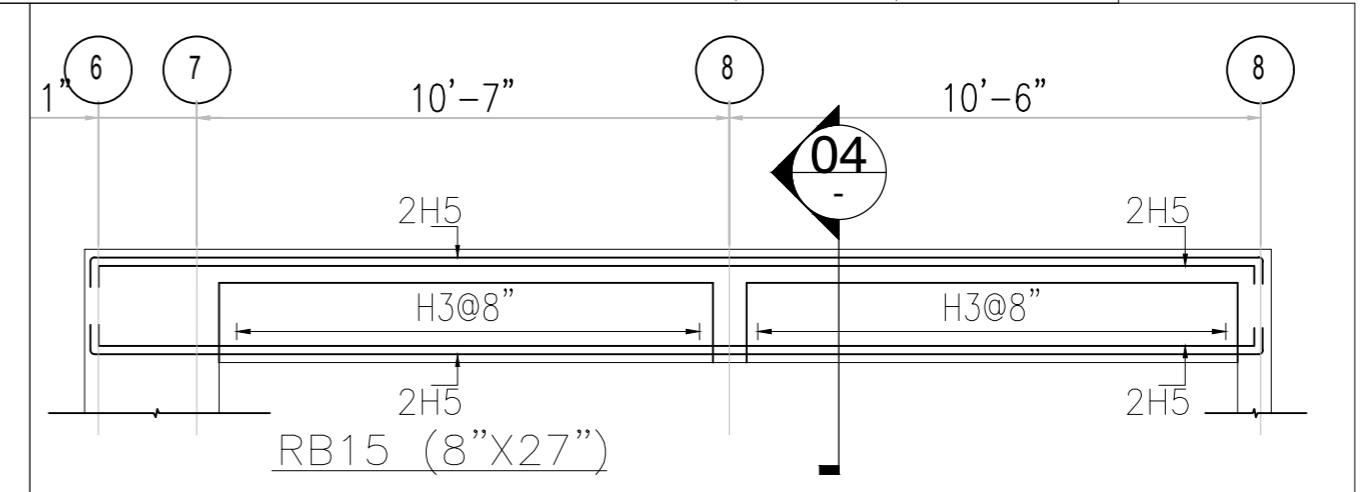
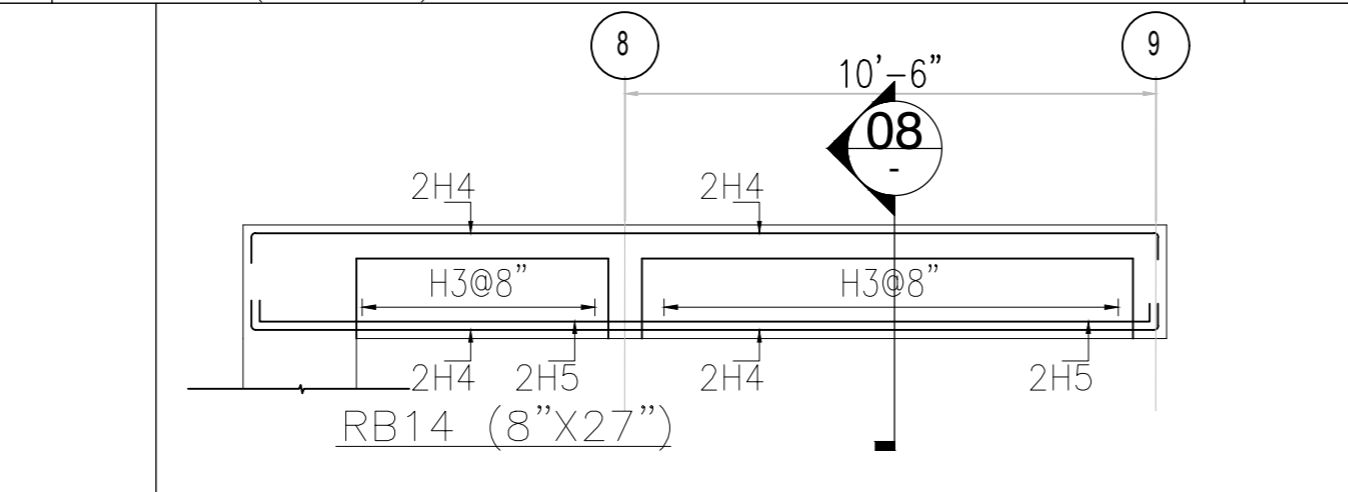
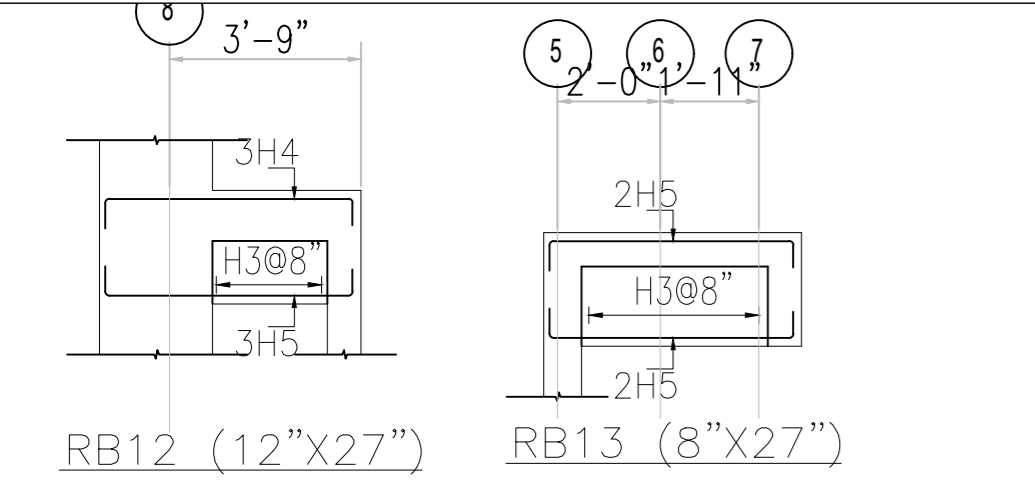
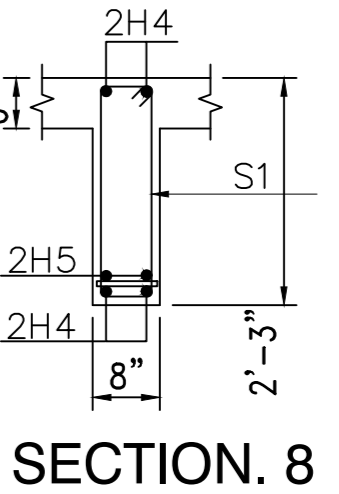
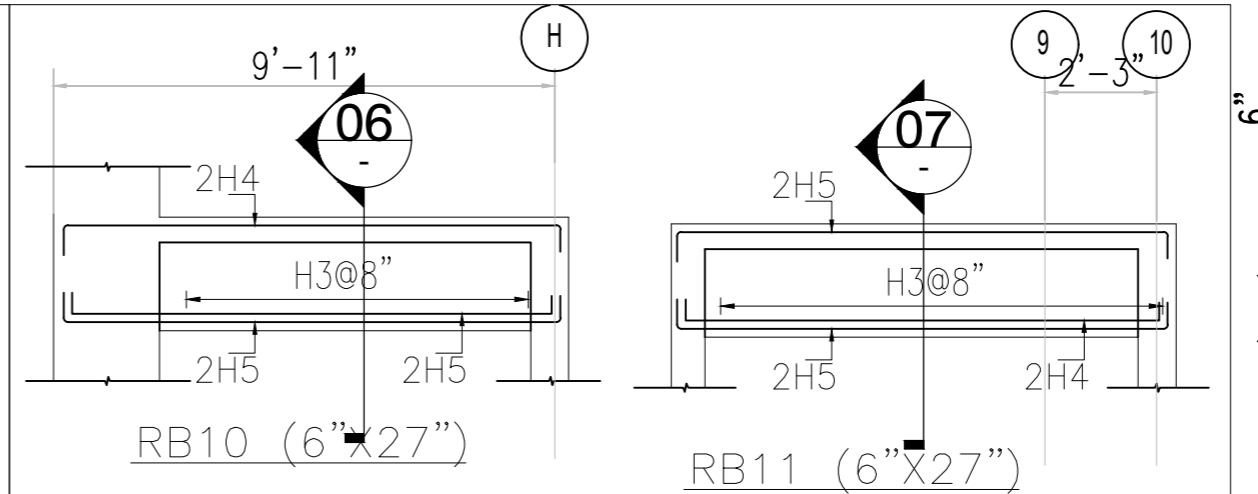
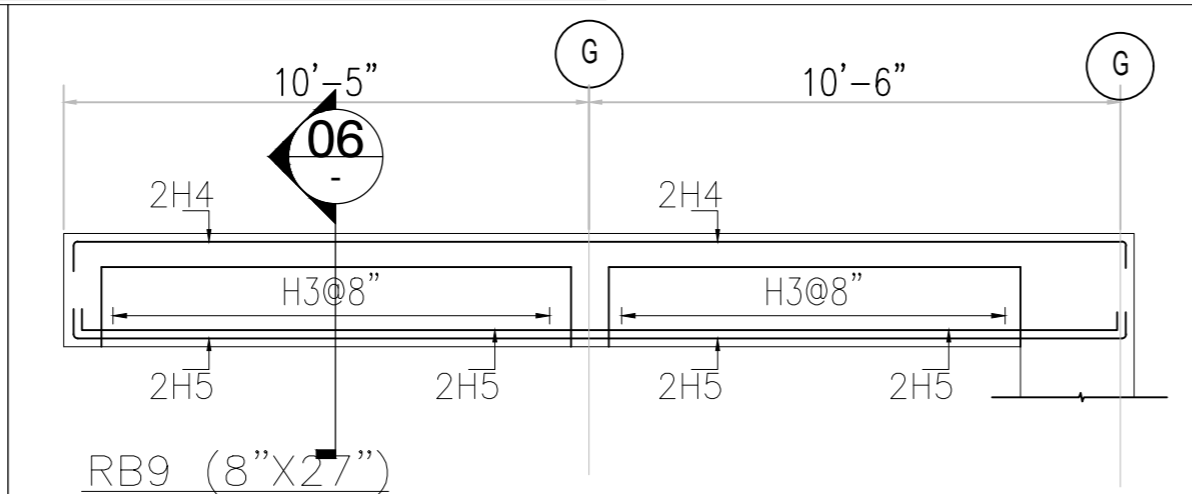
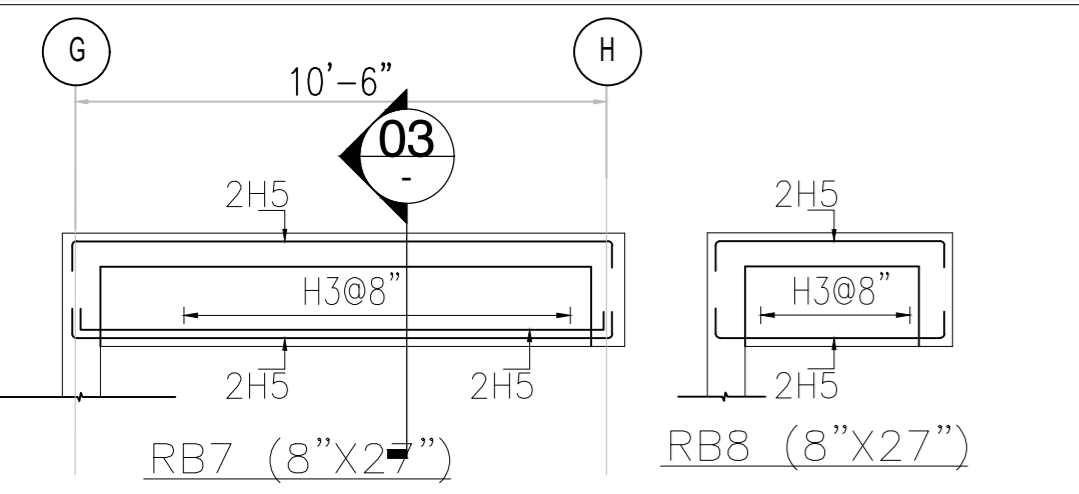
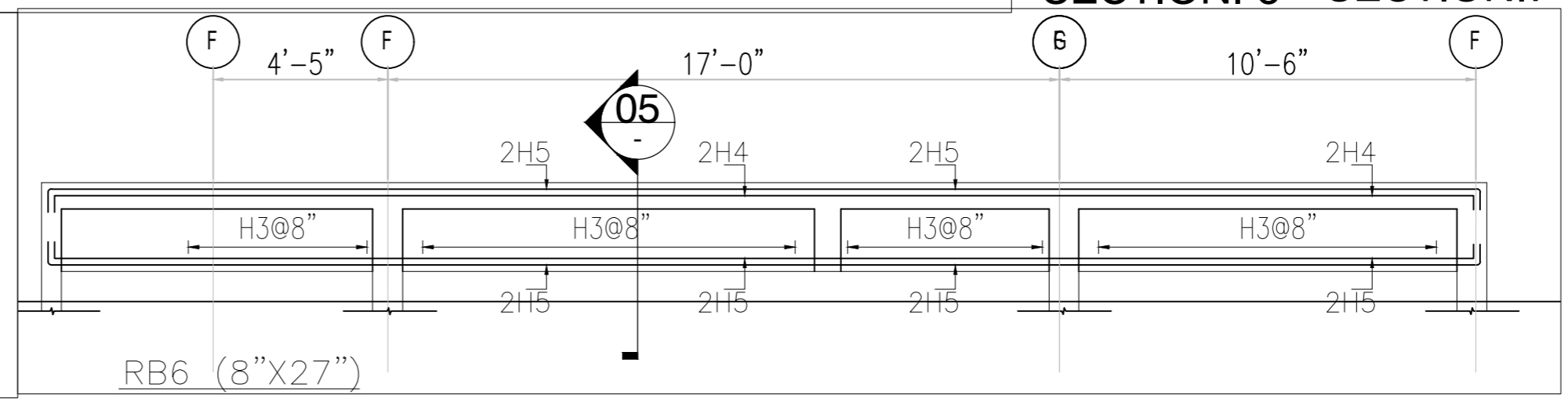
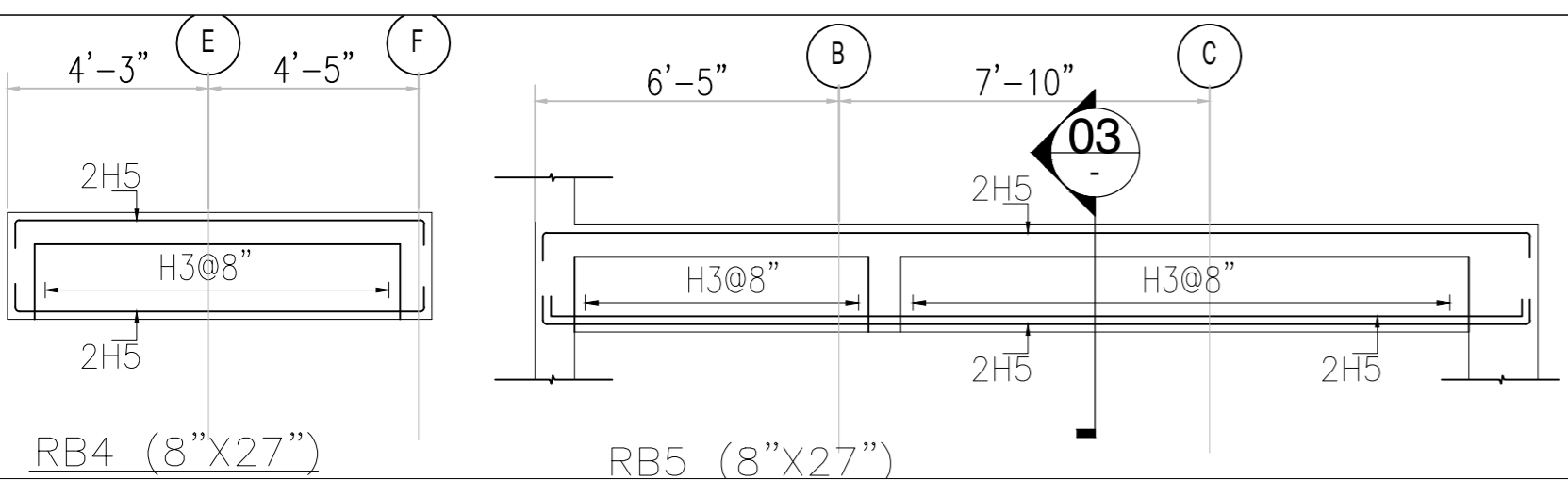
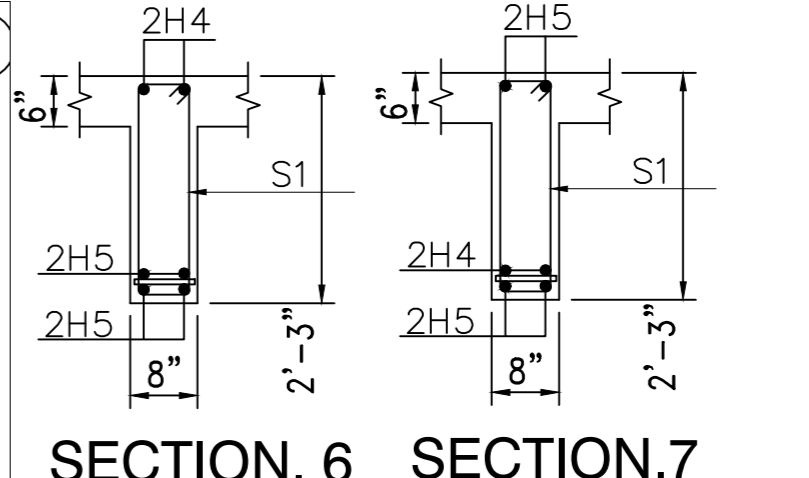
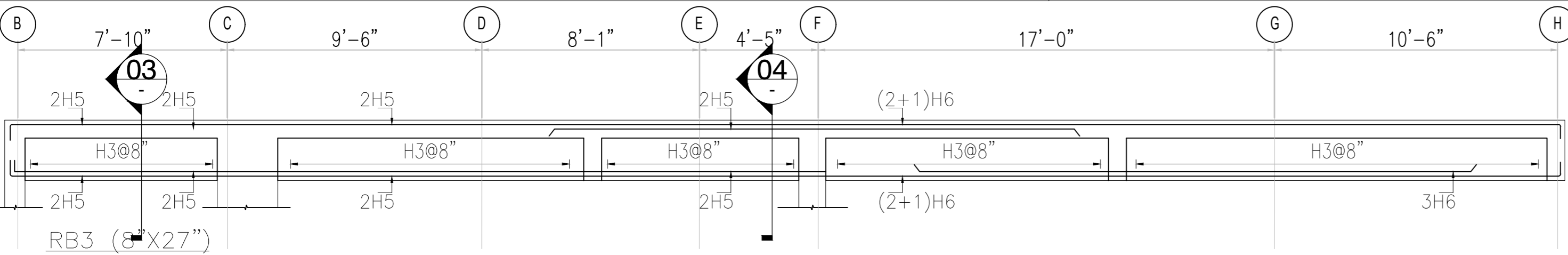
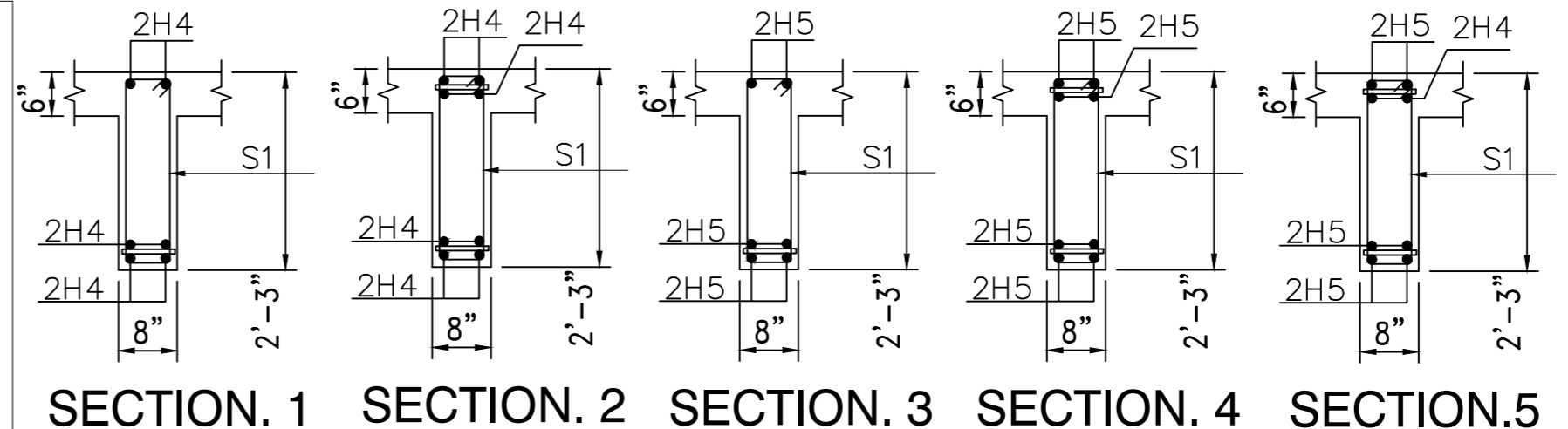
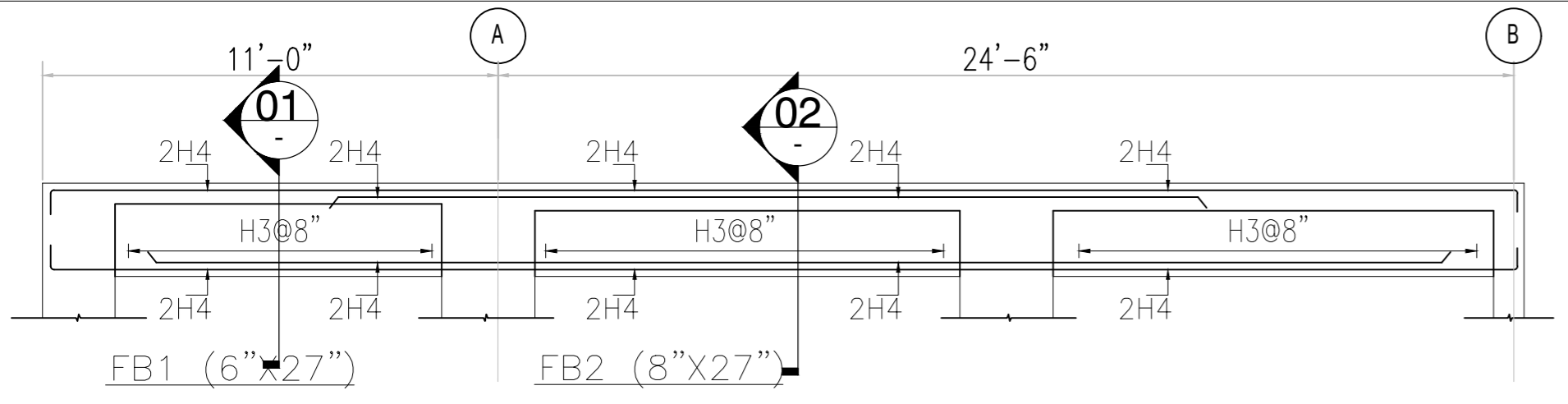
Covered Area: _____ Total Covered Area: _____

Drawn By: R.Y.K. Proj Arch: Ar Adan Checked: K.Z

Job No: P-187 Scale: AS SHOWN Date: JULY/25

North: _____ Drawing No. _____

P-187/01/C/1S19



Client: IBA
INSTITUTE OF BUSINESS ADMINISTRATION
IBA CITY CAMPUS, KARACHI

Job: PLAYERS FACILITY AND ADMIN OFFICES AT IBA MAIN CAMPUS, KARACHI

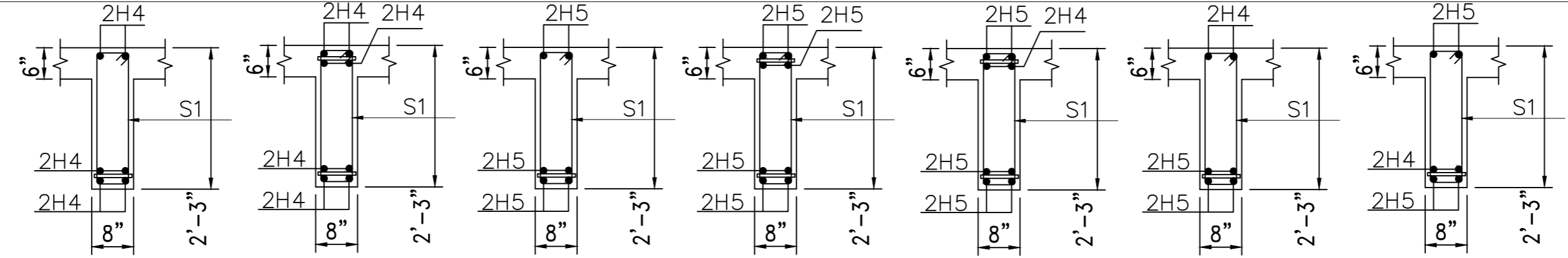
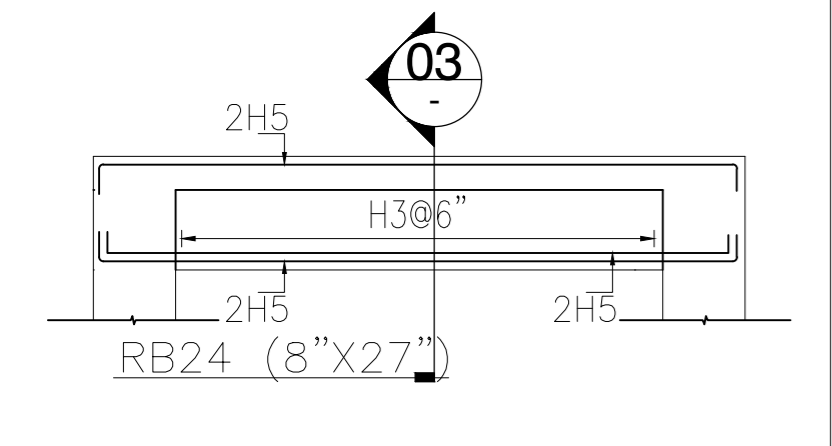
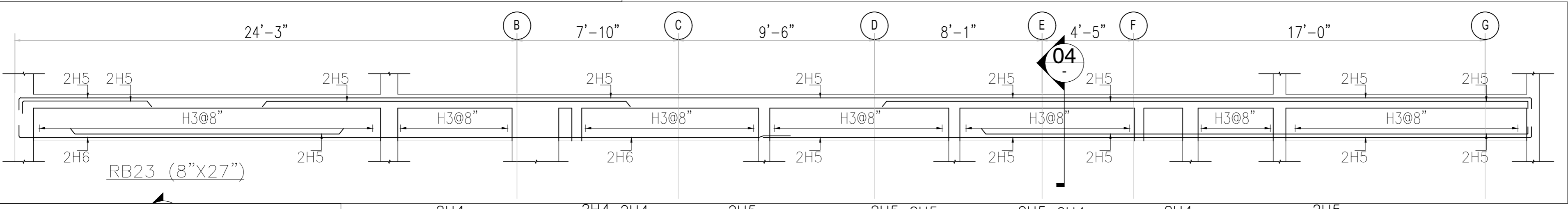
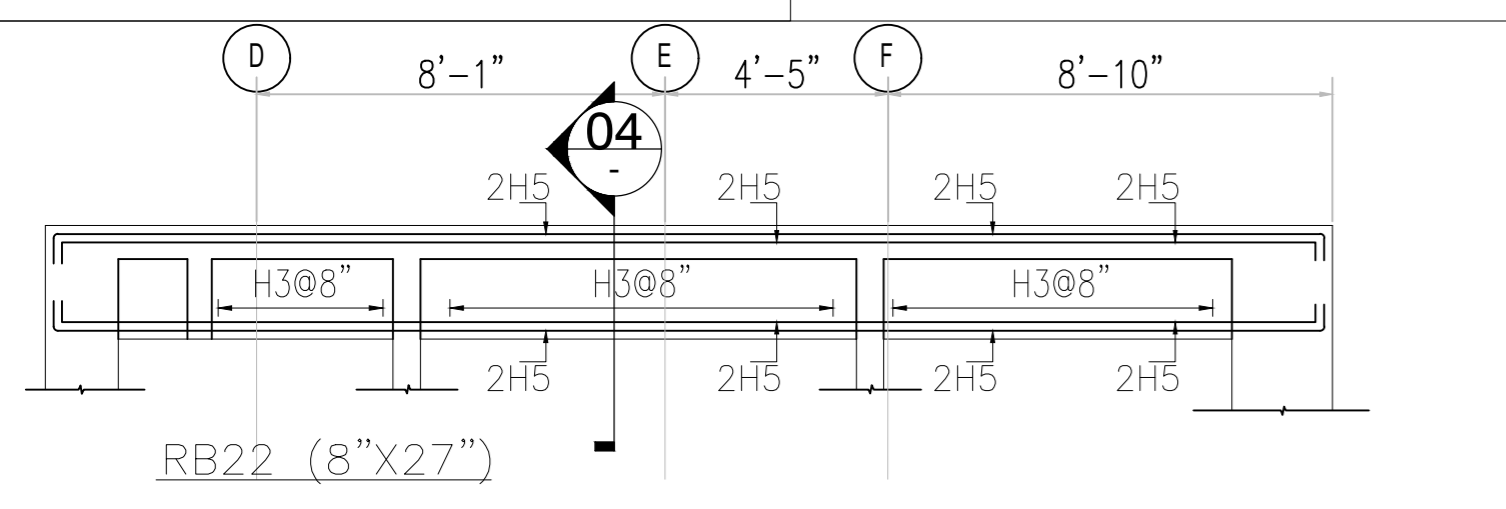
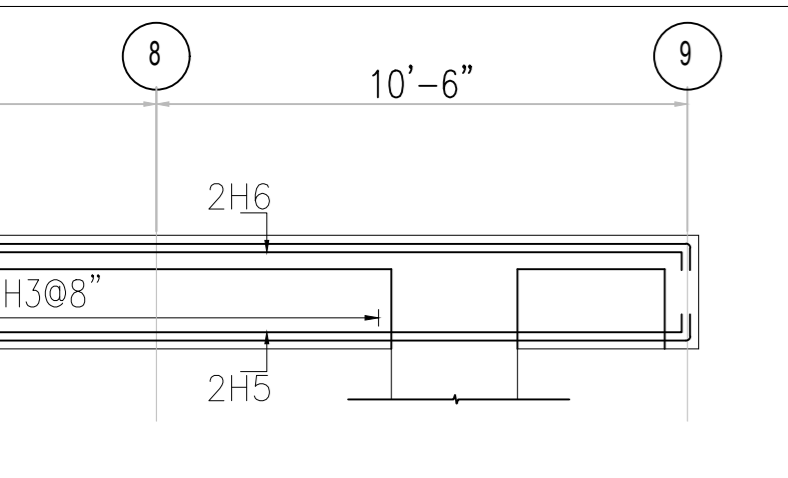
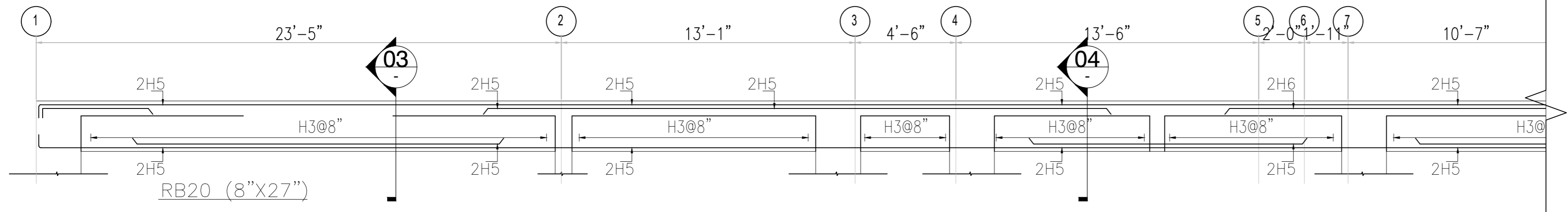
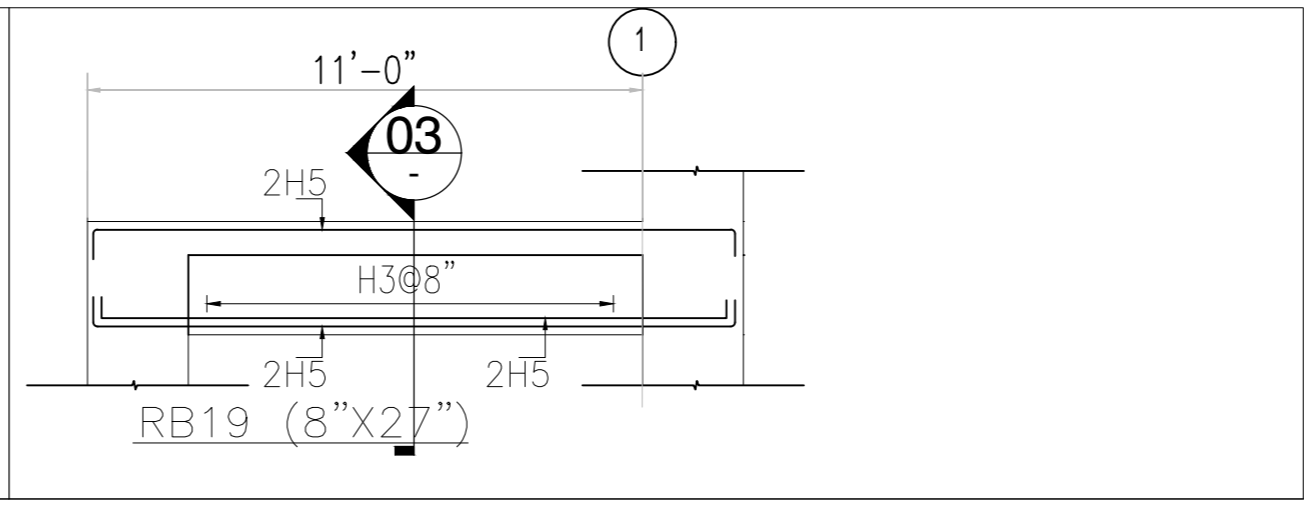
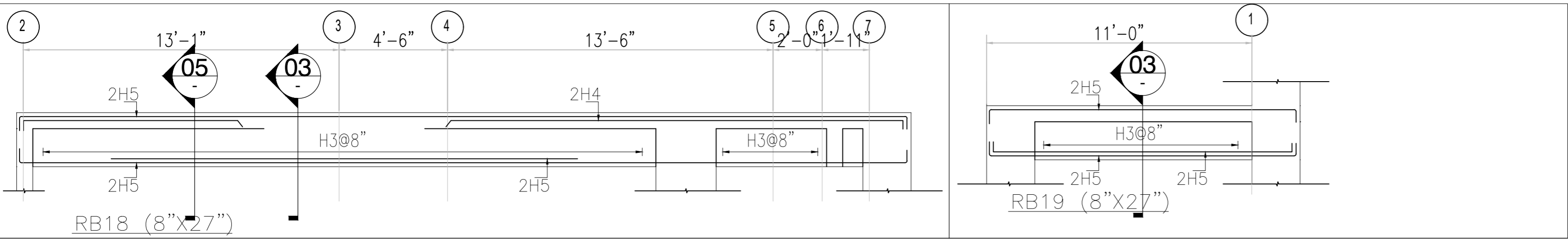
Design Consultant: NSPACE
NSPACE CONSULTANTS (PVT.) LTD. LAHORE
41-G GULSHAN BLVD., ALLAMA IQBAL TOWN, LAHORE
E-MAIL: nspaceengineers@outlook.com

Structure Engineer: LHK CONSULTING ENGINEERS
OFFICE 10, 3RD FLOOR, HABIB COAST BUILDING
SHAHRA E FASAL KARACHI. 0319837708
0302 214538295
EMAIL: lhkeengineers@outlook.com

Title: ROOF FLOOR BEAM ELEVATION (SHEET 1 OF 2)


Cad By: R.Y.K.	Proj Arch: Ar.Adan	Checked: K.Z.
Job No: P-187	Scale: AS SHOWN	Date: JULY/25
North:	Drawing No. P-187/01/C/1S20	

ALL DESIGN AND DETAILS ARE THE PROPERTY OF N SPACE CONSULTANTS PRIVATE LIMITED LAHORE AND CAN NOT BE USED WITHOUT WRITTEN PERMISSION. ALL DRAWINGS MUST BE RETURNED UPON COMPLETION OF WORK. PLEASE DO NOT SCALE DRAWINGS. ALL MEASUREMENTS MUST BE VERIFIED TO ENSURE COMPLIANCE, ACCURACY AND CONFORMITY TO BUILDING BYE-LAWS BY THE SUPERVISING ARCHITECT / ENGINEER / CONTRACTOR. APPROVED DRAWINGS SHOULD BE KEPT AT SITE ALL THE TIMES. IT IS THE RESPONSIBILITY OF THE CONTRACTOR TO COORDINATE ALL DRAWINGS I.E., ARCHITECTURE, STRUCTURE, MEP OR ANY OTHER RELATED DRAWING. ANY DISCREPANCY BETWEEN ANY KIND OF DRAWINGS SHOULD BE VERIFIED BEFORE STARTING ANY WORK ON SITE.




SECTION. 1 SECTION. 2 SECTION. 3 SECTION. 4 SECTION. 5 SECTION. 6 SECTION. 7

REV NO.	DATE	DESCRIPTION

Client :  **IBA**
INSTITUTE OF BUSINESS ADMINISTRATION
IBA CITY CAMPUS, KARACHI

Job : **PLAYERS FACILITY AND ADMIN OFFICES AT IBA MAIN CAMPUS, KARACHI**

Design Consultant :  **NSPACE**
N-SPACE CONSULTANTS (PVT.) LTD. LAHORE
41-G GULSHAN BLOCK, ALLAMA IQBAL TOWN, LAHORE
E-MAIL: nspaces@engineers@outlook.com

Structure Engineer
LHK CONSULTING ENGINEERS
OFFICE 10, 3RD FLOOR HANBER COURT BUILDING
SHAHRA E FASAL KARACHI. 03019837708
03022154328295
EMAIL: [lkh@lkhconsultingengineers.com](mailto:lhk@lkhconsultingengineers.com)

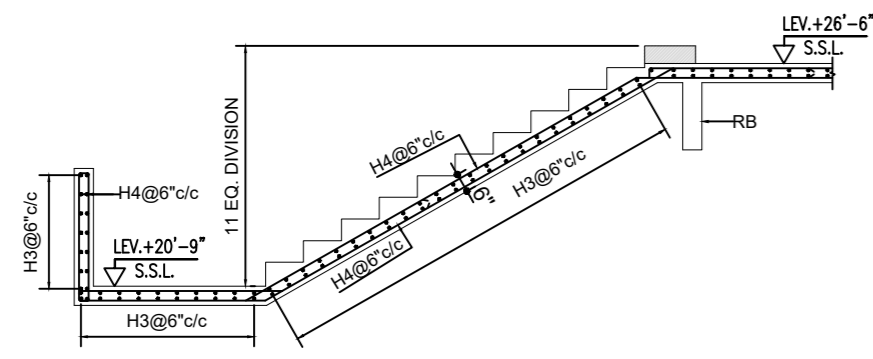
Title : **FIRST FLOOR BEAM ELEVATION (SHEET 2 OF 2)**

Covered Area: _____ Total Covered Area: _____

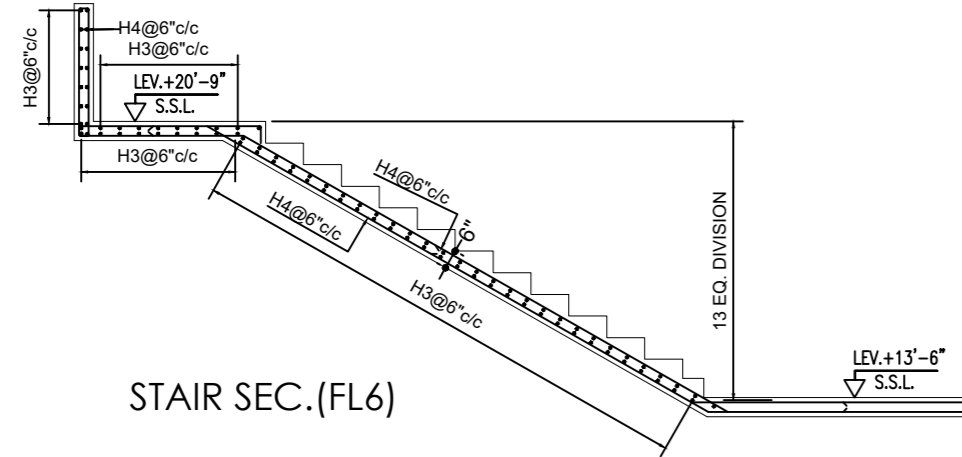
Drawn By: R.Y.K. Proj Arch: Ar.Abdan Checked: K.Z.

Job No: P-187 Scale: AS SHOWN Date: JULY/25

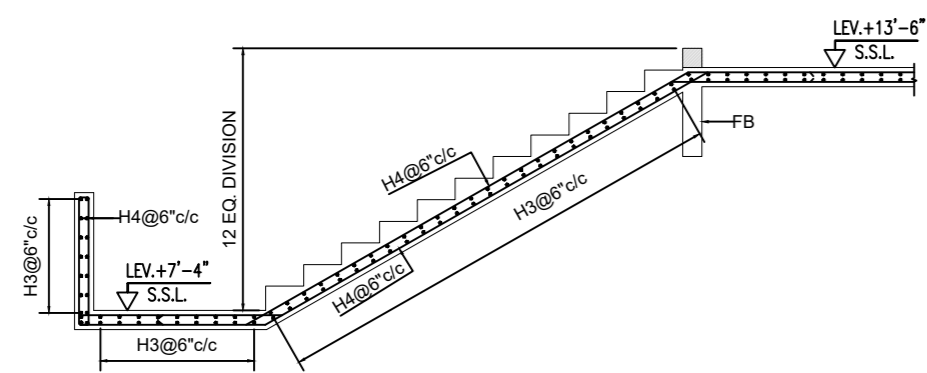
North: _____ Drawing No. **P-187/01/C/1S21**



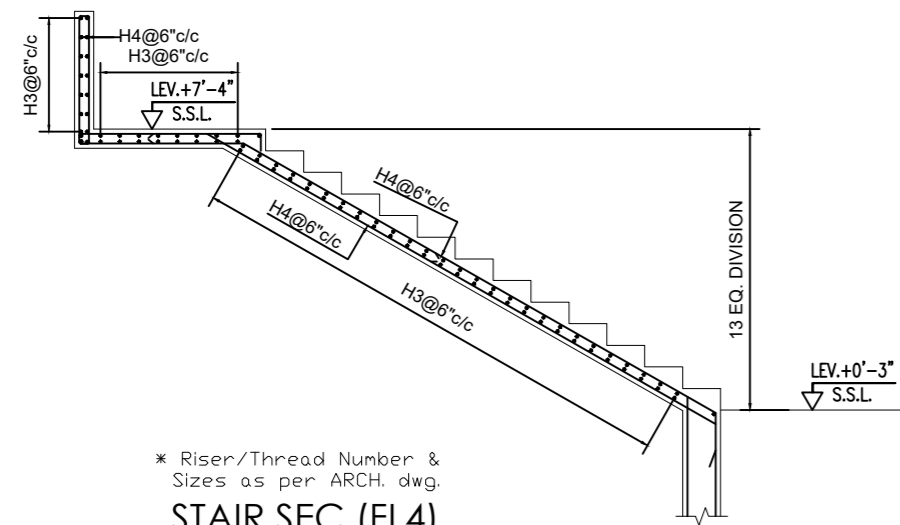
STAIR SEC.(FL7)



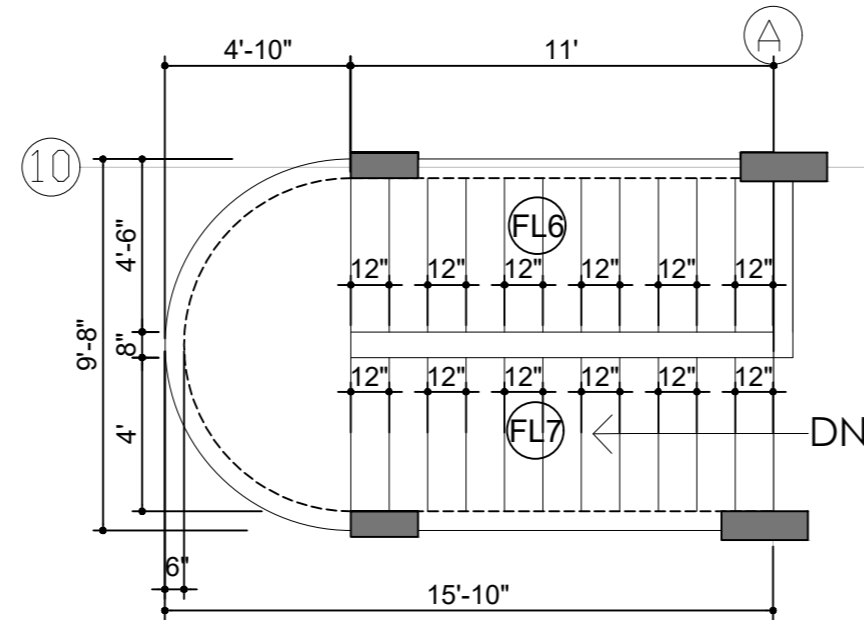
STAIR SEC.(FL6)



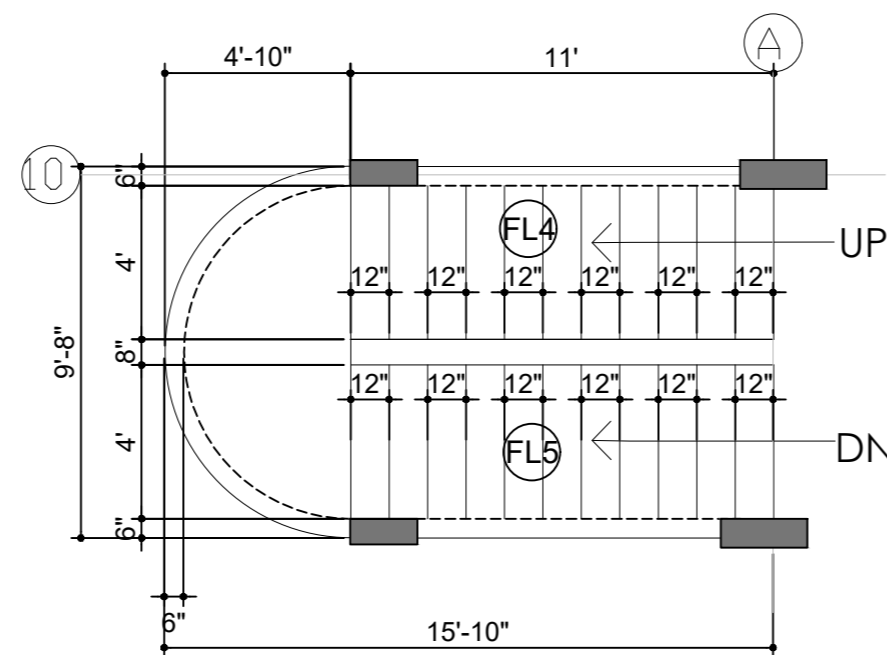
STAIR SEC.(FL5)



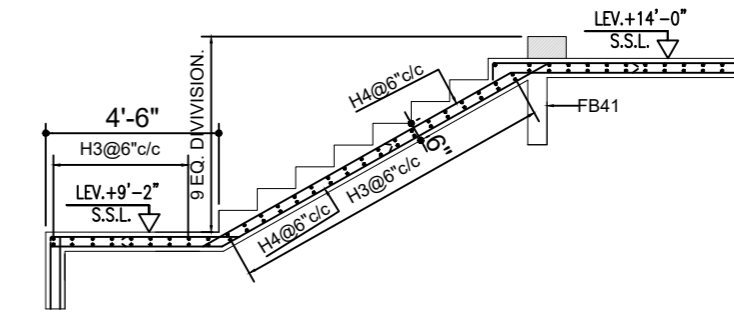
* Riser/Thread Number & Sizes as per ARCH. dwg.
STAIR SEC.(FL4)



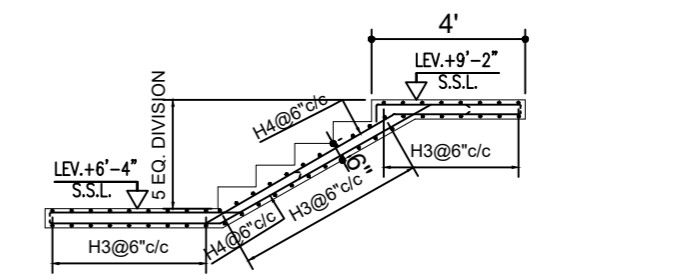
STAIR PLAN
(FIRST TO ROOF)



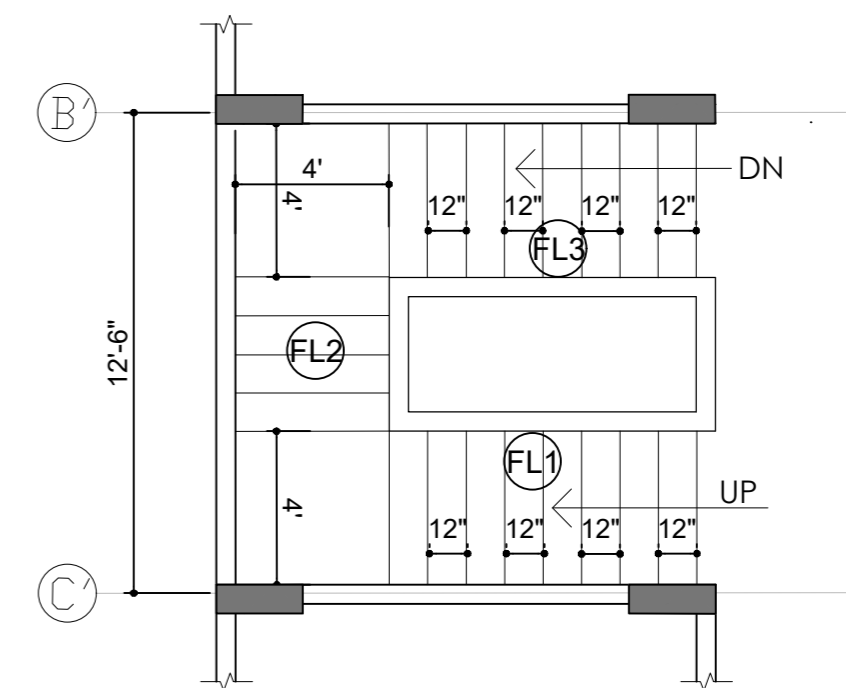
STAIR PLAN
(GROUND TO FIRST)



STAIR SEC.(FL2)



* RISER/THREAD NUMBER & SIZES AS PER ARCH. DWG.
STAIR SEC.(FL1)



STAIR PLAN
(GROUND TO FIRST)

REV NO.	DATE	DESCRIPTION

Client : 
INSTITUTE OF BUSINESS ADMINISTRATION
IBA CITY CAMPUS, KARACHI

Job :
PLAYERS FACILITY AND ADMIN OFFICES AT
IBA MAIN CAMPUS, KARACHI

Design Consultant : 
NSPACE
N-SPACE CONSULTANTS
(PVT.) LTD., LAHORE
416 GULSHAN BLDG, ALLAMA IQBAL TOWN, LAHORE
E-MAIL : nspace@engineers@outlook.com

Structure Engineer
LHK CONSULTING ENGINEERS
OFFICE 10, 3RD FLOOR, HABIB COAST BUILDING
SHAHRA E FAYAL KARACHI. 03019837708
03022154338295
EMAIL : lhke@engineers@outlook.com

Title :
STAIR CASE REINFORCEMENT
DETAILS

Covered Area: _____	Total Covered Area: _____
Cad By: R.Y.K.	Proj Arch: Ar.Adan
Checked: K.Z.	Date: JULY/25
Job No: P-187	Scale: AS SHOWN
North: _____	Drawing No: P-187/01/C/1S22



FIRST FLOOR FURNITURE PLAN

GENERAL NOTES:
 1. ALL DIMENSION ARE MENTIONED IN FEET & INCHES, OTHERWISE SPECIFIED.
 2. WIRING OF DIFFERENT SYSTEM SHALL BE IN SEPERATE CONDUIT.
 3. MINIMUM SIZE OF CONDUIT IS 25MM DIA.

S.No	Symbol	Description
01		2.0TR FLOOR STANDING INVERTER AC
02		25mm Dia PVC Conduit
03		1.0TR WALL MOUNTED INVERTER AC
04		1.5TR WALL MOUNTED INVERTER AC
05		25mm/32mm DIA UPVC DRAIN CONDUIT

PROJECT NAME:
PLAYERS FACILITY & ADMIN OFFICES

DRAWING TITLE:
PLAYERS FACILITY & ADMIN OFFICES
FIRST FLOOR AC LAYOUT

DRAWN BY:
H.I

CHECKED BY:
-

APPROVED BY:
-

DATE:
19/08/2025

CLIENT
**INSTITUTE OF BUSINESS
 ADMINISTRATION
 KARACHI, PAKISTAN**

**PROJECT & PLANNING
 DEPARTMENT**
 INSTITUTE OF BUSINESS ADMINISTRATION
 UNIVERSITY ROAD KARACHI, TEL:021-38104700
 WEBSITE: www.Iba.edu.pk

PROJECT NO:
-

SCALE:
0:000

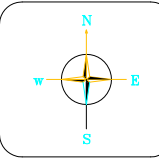
SHEET SIZE:
A3

DRAWING NO:
EE-ACL-02

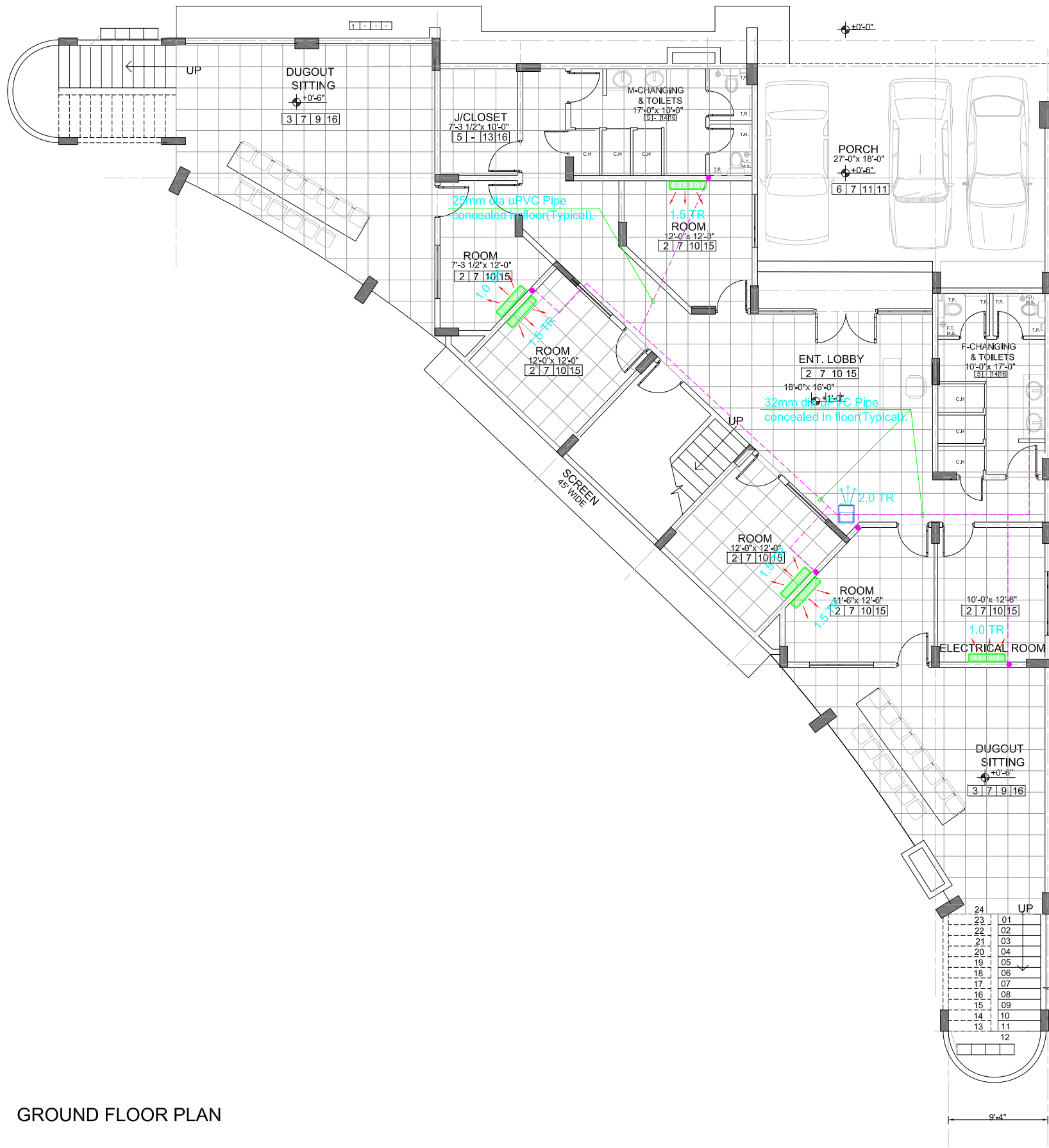
SHEET NO:
1 OF 1

REVISION:
-

UNIT:
-



REV	DESCRIPTION	BY	DATE
0	ISSUED FOR REVIEW & APPROVAL	H.I	19/08/2025



GROUND FLOOR PLAN

GENERAL NOTES:

1. ALL DIMENSION ARE MENTIONED IN FEET & INCHES, OTHERWISE SPECIFIED.
2. WIRING OF DIFFERENT SYSTEM SHALL BE IN SEPERATE CONDUIT.
3. MINIMUM SIZE OF CONDUIT IS 25MM DIA.

S.No	Symbol	Description
01		2.0TR FLOOR STANDING INVERTER AC
02		25mm Dia PVC Conduit
03		1.0TR WALL MOUNTED INVERTER AC
04		1.5TR WALL MOUNTED INVERTER AC
05		25mm/32mm DIA UPVC DRAIN CONDUIT

PROJECT NAME:
PLAYERS FACILITY & ADMIN OFFICES

DRAWING TITLE:
PLAYERS FACILITY & ADMIN OFFICES
GROUND FLOOR AC LAYOUT

DRAWN BY:
H.I

CHECKED BY:
-

APPROVED BY:
-

DATE:
19/08/2025

CLIENT
INSTITUTE OF BUSINESS
ADMINISTRATION
KARACHI, PAKISTAN

PROJECT & PLANNING
DEPARTMENT
INSTITUTE OF BUSINESS ADMINISTRATION
UNIVERSITY ROAD KARACHI, TEL:021-38104700
WEBSITE: www.Iba.edu.pk

PROJECT NO:
-

SCALE:
0:000

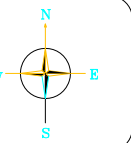
SHEET SIZE:
A3

DRAWING NO:
EE-ACL-01

SHEET NO:
1 OF 1

REVISION:
-

UNIT:
-



REV	DESCRIPTION	BY	DATE
0	ISSUED FOR REVIEW & APPROVAL	H.I	19/08/2025



FIRST FLOOR FURNITURE PLAN

GENERAL NOTES:

1. ALL DIMENSION ARE MENTIONED IN FEET & INCHES, OTHERWISE SPECIFIED.
2. WIRING OF DIFFERENT SYSTEM SHALL BE IN SEPERATE CONDUIT.
3. MINIMUM SIZE OF CONDUIT IS 25MM DIA.

S.No	Symbol	Description
01		Data Node
02		25mm Dia PVC Conduit
03		CCTV Camera
04		WiFi Node

PROJECT NAME:
PLAYERS FACILITY & ADMIN OFFICES

DRAWING TITLE:
PLAYERS FACILITY & ADMIN OFFICES
FIRST FLOOR DATA LAYOUT

DRAWN BY:
H.I

CHECKED BY:
-

APPROVED BY:
-

DATE:
19/08/2025

CLIENT
INSTITUTE OF BUSINESS
ADMINISTRATION
KARACHI, PAKISTAN

PROJECT & PLANNING
DEPARTMENT
INSTITUTE OF BUSINESS ADMINISTRATION
UNIVERSITY ROAD KARACHI, TEL:021-38104700
WEBSITE: www.Iba.edu.pk

PROJECT NO:
-

SCALE:
0:000

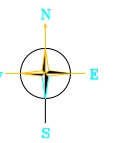
SHEET SIZE:
A3

DRAWING NO:
EE-DL-02

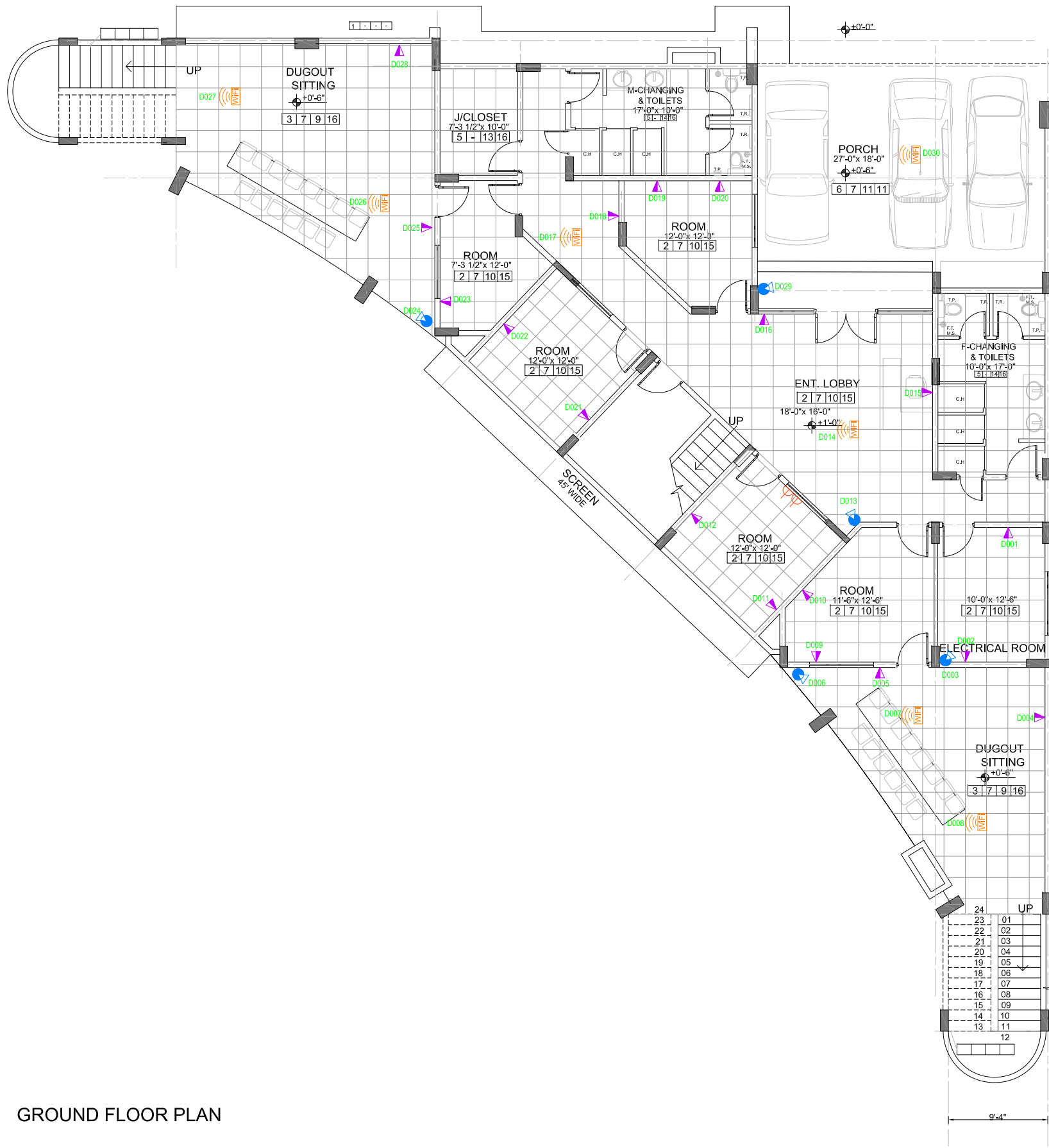
SHEET NO:
1 OF 1

REVISION:
-

UNIT:
-



REV:	DESCRIPTION:	BY:	DATE:
0	ISSUED FOR REVIEW & APPROVAL	H.I	19/08/2025



GROUND FLOOR PLAN

GENERAL NOTES:
 1. ALL DIMENSION ARE MENTIONED IN FEET & INCHES, OTHERWISE SPECIFIED.
 2. WIRING OF DIFFERENT SYSTEM SHALL BE IN SEPERATE CONDUIT.
 3. MINIMUM SIZE OF CONDUIT IS 25MM DIA.

S.No	Symbol	Description
01		Data Node
02		25mm Dia PVC Conduit
03		CCTV Camera
04		WiFi Node

PROJECT NAME:
PLAYERS FACILITY & ADMIN OFFICES

DRAWING TITLE:
PLAYERS FACILITY & ADMIN OFFICES
GROUND FLOOR DATA LAYOUT

DRAWN BY:
H.I

CHECKED BY:
-

APPROVED BY:
-

DATE:
19/08/2025

CLIENT
 INSTITUTE OF BUSINESS
 ADMINISTRATION
 KARACHI, PAKISTAN

PROJECT & PLANNING
 DEPARTMENT
 INSTITUTE OF BUSINESS ADMINISTRATION
 UNIVERSITY ROAD KARACHI, TEL:021-38104700
 WEBSITE: www.Iba.edu.pk

PROJECT NO:
-

SCALE:
0:000

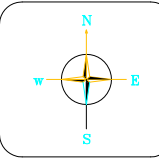
SHEET SIZE:
A3

DRAWING NO:
EE-DL-01

SHEET NO:
1 OF 1

REVISION:
-

UNIT:
-



REV	DESCRIPTION	BY	DATE
0	ISSUED FOR REVIEW & APPROVAL	H.I	19/08/2025



FIRST FLOOR PLAN

GENERAL NOTES:

1. ALL DIMENSION ARE MENTIONED IN FEET & INCHES, OTHERWISE SPECIFIED.
2. WIRING OF DIFFERENT SYSTEM SHALL BE IN SEPERATE CONDUIT.
3. MINIMUM SIZE OF CONDUIT IS 25MM DIA.

S.No	Symbol	Description
01	SD	SMOKE DETECTOR
02	---	25mm Dia PVC Conduit
03	FE	MANUAL CALL & SOUNDER
04	FACP	FIRE ALARM CONTROL PANEL
05		

PROJECT NAME:
PLAYERS FACILITY & ADMIN OFFICES

DRAWING TITLE:
PLAYERS FACILITY & ADMIN OFFICES
FIRST FLOOR FIRE ALARM LAYOUT

DRAWN BY:
H.I

CHECKED BY:
-

APPROVED BY:
-

DATE:
19/08/2025

CLIENT
INSTITUTE OF BUSINESS
ADMINISTRATION
KARACHI, PAKISTAN

PROJECT & PLANNING
DEPARTMENT
INSTITUTE OF BUSINESS ADMINISTRATION
UNIVERSITY ROAD KARACHI, TEL:021-38104700
WEBSITE: www.Iba.edu.pk

PROJECT NO:
-

SCALE:
0:000

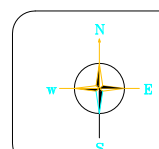
SHEET SIZE:
A3

DRAWING NO:
EE-FAL-02

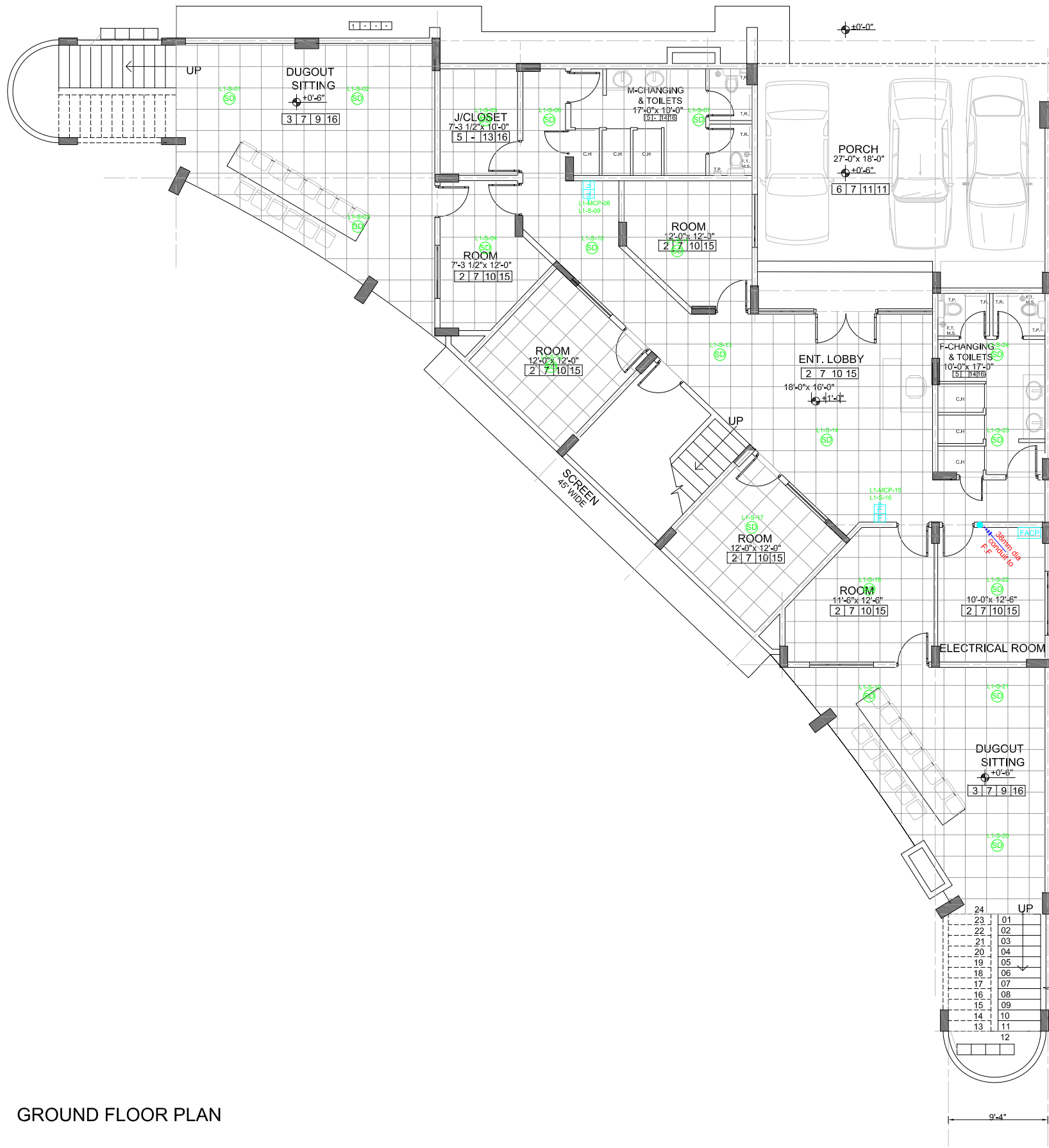
SHEET NO:
1 OF 1

REVISION:
-

UNIT:
-



REV	DESCRIPTION	BY	DATE
0	ISSUED FOR REVIEW & APPROVAL	H.I	19/08/2025



GROUND FLOOR PLAN

GENERAL NOTES:

1. ALL DIMENSION ARE MENTIONED IN FEET & INCHES, OTHERWISE SPECIFIED.
2. WIRING OF DIFFERENT SYSTEM SHALL BE IN SEPERATE CONDUIT.
3. MINIMUM SIZE OF CONDUIT IS 25MM DIA.

S.No	Symbol	Description
01	SD	SMOKE DETECTOR
02	25mm Dia PVC Conduit	25mm Dia PVC Conduit
03	F.E.	MANUAL CALL & SOUNDER
04	FACP	FIRE ALARM CONTROL PANEL
05		

PROJECT NAME:
PLAYERS FACILITY & ADMIN OFFICES

DRAWING TITLE:
PLAYERS FACILITY & ADMIN OFFICES
GROUND FLOOR FIRE ALARM LAYOUT

DRAWN BY:
H.I

CHECKED BY:
-

APPROVED BY:
-

DATE:
19/08/2025

CLIENT
INSTITUTE OF BUSINESS
ADMINISTRATION
KARACHI, PAKISTAN

PROJECT & PLANNING
DEPARTMENT
INSTITUTE OF BUSINESS ADMINISTRATION
UNIVERSITY ROAD KARACHI, TEL:021-38104700
WEBSITE: www.Iba.edu.pk

PROJECT NO:
-

SCALE:
0:000

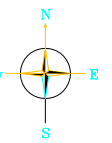
SHEET SIZE:
A3

DRAWING NO:
EE-FAL-01

SHEET NO:
1 OF 1

REVISION:
-

UNIT:
-



REV:	DESCRIPTION:	BY:	DATE:
0	ISSUED FOR REVIEW & APPROVAL	H.I	19/08/2025



FIRST FLOOR PLAN

GENERAL NOTES:

1. ALL DIMENSION ARE MENTIONED IN FEET & INCHES, OTHERWISE SPECIFIED.
2. WIRING OF DIFFERENT SYSTEM SHALL BE IN SEPERATE CONDUIT.
3. MINIMUM SIZE OF CONDUIT IS 25MM DIA.

S.No	Symbol	Description
01		LED Down light Round- 6500K, min 12Watt
02		25mm Dia PVC Conduit
03		4 Gang One way Switch Water Proof
04		LED Down light Round- 6500K, min 20 Watt
05		600mmx600mm Ceiling Fan
06		Outdoor IP65 LED K-Shaped Wall Mounted light min 10 Watt- 3000K
07		3 Gang One way Switch Water Proof
08		2 Gang One way Switch Water Proof
09		1 Gang One way Switch Water Proof

PROJECT NAME:
PLAYERS FACILITY & ADMIN OFFICES

DRAWING TITLE:
PLAYERS FACILITY & ADMIN OFFICES
FIRST FLOOR LIGHTING LAYOUT

DRAWN BY:
H.I

CHECKED BY:
-

APPROVED BY:
-

DATE:
19/08/2025

CLIENT
INSTITUTE OF BUSINESS
ADMINISTRATION
KARACHI, PAKISTAN

PROJECT & PLANNING
DEPARTMENT
INSTITUTE OF BUSINESS ADMINISTRATION
UNIVERSITY ROAD KARACHI, TEL:021-38104700
WEBSITE: www.Iba.edu.pk

PROJECT NO:
-

SCALE:
0:000

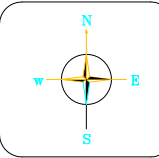
SHEET SIZE:
A3

DRAWING NO:
EE-LL-02

SHEET NO:
1 OF 1

REVISION:
-

UNIT:
-



REV	DESCRIPTION	BY	DATE
0	ISSUED FOR REVIEW & APPROVAL	H.I	19/08/2025



GROUND FLOOR PLAN

GENERAL NOTES:

1. ALL DIMENSION ARE MENTIONED IN FEET & INCHES, OTHERWISE SPECIFIED.
2. WIRING OF DIFFERENT SYSTEM SHALL BE IN SEPERATE CONDUIT.
3. MINIMUM SIZE OF CONDUIT IS 25MM DIA.

S.No	Symbol	Description
01		Emergency LED Down light Round- 6500K, 12Watt
02		25mm Dia PVC Conduit
03		4 Gang One way Switch Water Proof
04		Recessed LED Down light Round- 6500K, min 20 Watt
05		600mmx600mm Ceiling Fan
06		IP65 LED Light Up Down Dual-Head Cylinder min 12 Watt- 3000K/4000K
07		3 Gang One way Switch Water Proof
08		2 Gang One way Switch Water Proof
09		1 Gang One way Switch Water Proof
10		Linear Suspended LED Light 4'

PROJECT NAME:
PLAYERS FACILITY & ADMIN OFFICES

DRAWING TITLE:
PLAYERS FACILITY & ADMIN OFFICES
GROUND FLOOR LIGHTING LAYOUT

DRAWN BY:
H.I

CHECKED BY:
-

APPROVED BY:
-

DATE:
19/08/2025

CLIENT
INSTITUTE OF BUSINESS
ADMINISTRATION
KARACHI, PAKISTAN

PROJECT & PLANNING
DEPARTMENT
INSTITUTE OF BUSINESS ADMINISTRATION
UNIVERSITY ROAD KARACHI, TEL:021-38104700
WEBSITE: www.Iba.edu.pk

PROJECT NO:
-

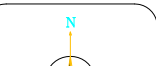
SCALE:
0:000

SHEET SIZE:
A3

DRAWING NO:
EE-LL-01

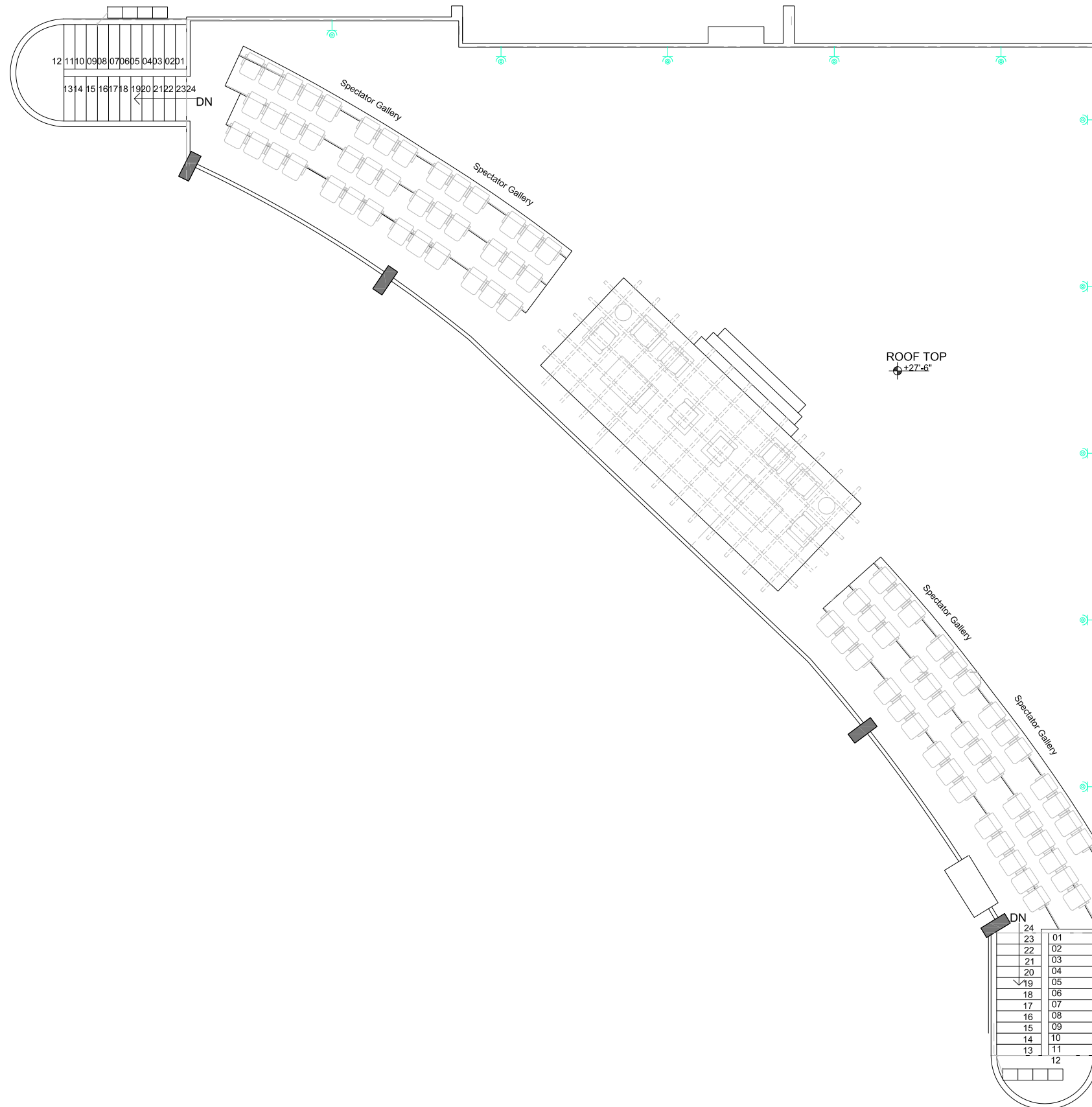
SHEET NO:
1 OF 1

REVISION:
-



UNIT:
-

REV:	DESCRIPTION:	BY:	DATE:
0	ISSUED FOR REVIEW & APPROVAL	H.I	19/08/2025



ROOF PLAN

GENERAL NOTES:
 1. ALL DIMENSION ARE MENTIONED IN FEET & INCHES, OTHERWISE SPECIFIED.
 2. WIRING OF DIFFERENT SYSTEM SHALL BE IN SEPERATE CONDUIT.
 3. MINIMUM SIZE OF CONDUIT IS 25MM DIA.

S.No	Symbol	Description
01		LED Down light Round- 6500K, 10/12Watt
02		25mm Dia PVC Conduit
03		4 Gang One way Switch Water Proof
04		600mmx600mm Panel Light
05		600mmx600mm Ceiling Fan
06		Weather Proof IP65 Wall Mounted LED Lights
07		3 Gang One way Switch Water Proof
08		2 Gang One way Switch Water Proof
09		1 Gang One way Switch Water Proof

PROJECT NAME:
 PLAYERS FACILITY & ADMIN OFFICES

DRAWING TITLE:
 PLAYERS FACILITY & ADMIN OFFICES
 ROOF LIGHTING LAYOUT

DRAWN BY:
 H.I

CHECKED BY:
 -

APPROVED BY:
 -

DATE:
 19/08/2025

CLIENT
 INSTITUTE OF BUSINESS
 ADMINISTRATION
 KARACHI, PAKISTAN

PROJECT & PLANNING
 DEPARTMENT
 INSTITUTE OF BUSINESS ADMINISTRATION
 UNIVERSITY ROAD KARACHI, TEL:021-38104700
 WEBSITE: www.Iba.edu.pk

PROJECT NO:
 -

SCALE:
 0:000

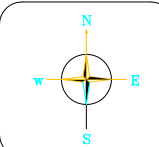
SHEET SIZE:
 A3

DRAWING NO:
 EE-LL-02

SHEET NO:
 1 OF 1

REVISION:
 -

UNIT:
 -



REV	DESCRIPTION	BY	DATE
0	ISSUED FOR REVIEW & APPROVAL	H.I	19/08/2025



FIRST FLOOR FURNITURE PLAN

GENERAL NOTES:

1. ALL DIMENSION ARE MENTIONED IN FEET & INCHES, OTHERWISE SPECIFIED.
2. WIRING OF DIFFERENT SYSTEM SHALL BE IN SEPERATE CONDUIT.
3. MINIMUM SIZE OF CONDUIT IS 25MM DIA.

S.No	Symbol	Description
01		13A Universal Switch Socket
02		25mm Dia PVC Conduit
03		13A Duplex Flat Pin Switch Socket
04		5 Pin Industrial Socket
05		Hand Dryer

PROJECT NAME:
PLAYERS FACILITY & ADMIN OFFICES

DRAWING TITLE:
PLAYERS FACILITY & ADMIN OFFICES
FIRST FLOOR POWER LAYOUT

DRAWN BY:
H.I

CHECKED BY:
-

APPROVED BY:
-

DATE:
19/08/2025

CLIENT
**INSTITUTE OF BUSINESS
ADMINISTRATION
KARACHI, PAKISTAN**

**PROJECT & PLANNING
DEPARTMENT**
INSTITUTE OF BUSINESS ADMINISTRATION
UNIVERSITY ROAD KARACHI, TEL:021-38104700
WEBSITE: www.Iba.edu.pk

PROJECT NO:
-

SCALE:
0:000

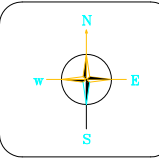
SHEET SIZE:
A3

DRAWING NO:
EE-PL-02

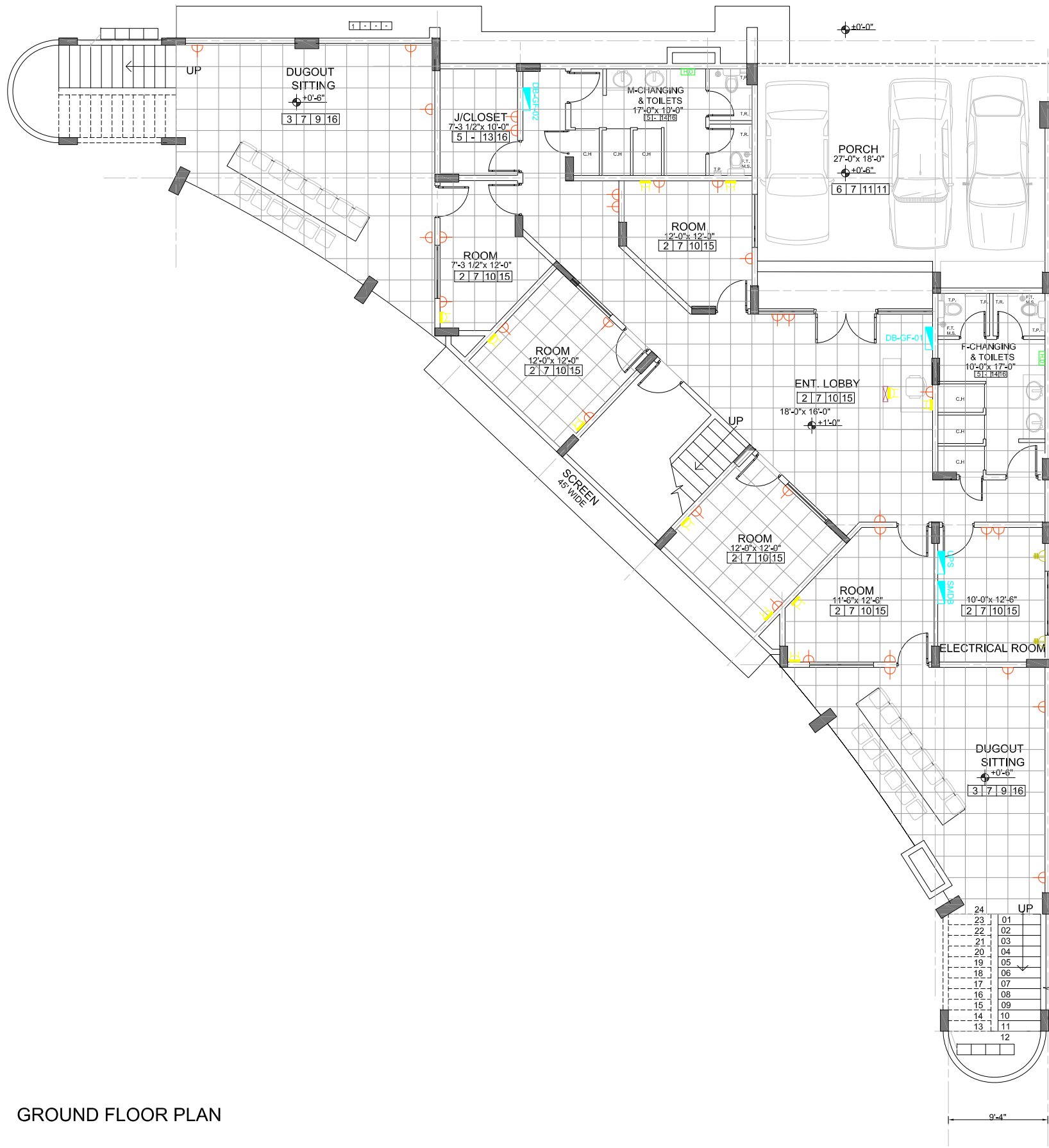
SHEET NO:
1 OF 1

REVISION:
-

UNIT:
-



REV	DESCRIPTION	BY	DATE
0	ISSUED FOR REVIEW & APPROVAL	H.I	19/08/2025



GROUND FLOOR PLAN

- GENERAL NOTES:**
1. ALL DIMENSION ARE MENTIONED IN FEET & INCHES, OTHERWISE SPECIFIED.
 2. WIRING OF DIFFERENT SYSTEM SHALL BE IN SEPERATE CONDUIT.
 3. MINIMUM SIZE OF CONDUIT IS 25MM DIA.

S.No	Symbol	Description
01		13A Universal Switch Socket
02		25mm Dia PVC Conduit
03		13A Duplex Flat Pin Switch Socket
04		5 Pin Industrial Socket
05		Hand Dryer

PROJECT NAME:
PLAYERS FACILITY & ADMIN OFFICES

DRAWING TITLE:
PLAYERS FACILITY & ADMIN OFFICES
GROUND FLOOR POWER LAYOUT

DRAWN BY:
H.I

CHECKED BY:
-

APPROVED BY:
-

DATE:
19/08/2025

CLIENT
INSTITUTE OF BUSINESS
ADMINISTRATION
KARACHI, PAKISTAN

PROJECT & PLANNING
DEPARTMENT
INSTITUTE OF BUSINESS ADMINISTRATION
UNIVERSITY ROAD KARACHI, TEL:021-38104700
WEBSITE: www.Iba.edu.pk

PROJECT NO:
-

SCALE:
0:000

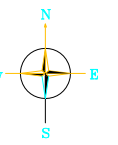
SHEET SIZE:
A3

DRAWING NO:
EE-PL-01

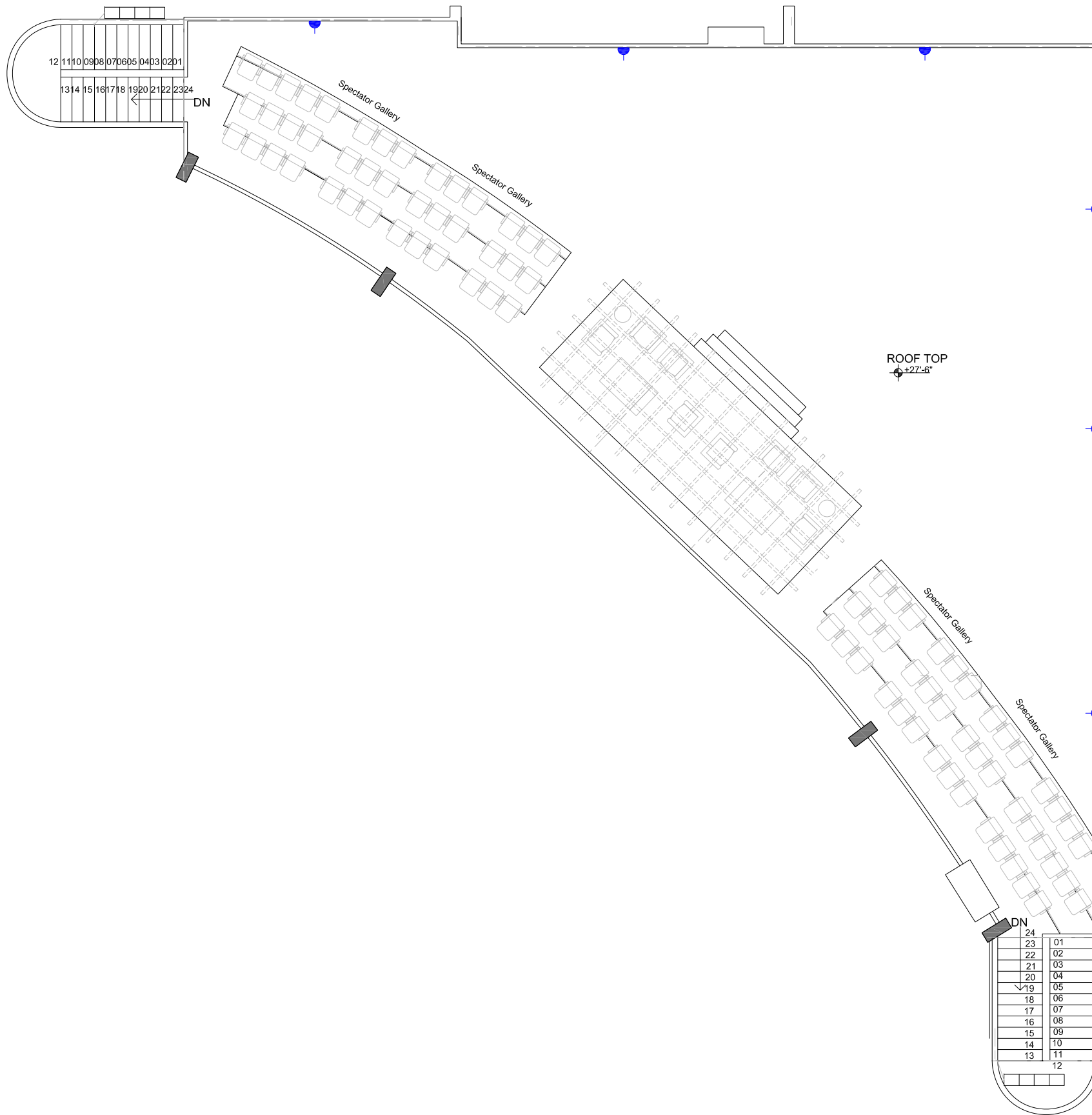
SHEET NO:
1 OF 1

REVISION:
-

UNIT:
-



REV	DESCRIPTION	BY	DATE
0	ISSUED FOR REVIEW & APPROVAL	H.I	19/08/2025



ROOF FURNITURE PLAN

GENERAL NOTES:

1. ALL DIMENSION ARE MENTIONED IN FEET & INCHES, OTHERWISE SPECIFIED.
2. WIRING OF DIFFERENT SYSTEM SHALL BE IN SEPERATE CONDUIT.
3. MINIMUM SIZE OF CONDUIT IS 25MM DIA.

S.No	Symbol	Description
01		13A Universal Switch Socket
02		25mm Dia PVC Conduit
03		13A Duplex Flat Pin Switch Socket
04		5 Pin Industrial Socket
05		Hand Dryer
06		13A Weather Proof Universal Switch Socket

PROJECT NAME:
PLAYERS FACILITY & ADMIN OFFICES

DRAWING TITLE:
PLAYERS FACILITY & ADMIN OFFICES
ROOF POWER LAYOUT

DRAWN BY:
H.I

CHECKED BY:
-

APPROVED BY:
-

DATE:
19/08/2025

CLIENT
INSTITUTE OF BUSINESS
ADMINISTRATION
KARACHI, PAKISTAN

PROJECT & PLANNING
DEPARTMENT
INSTITUTE OF BUSINESS ADMINISTRATION
UNIVERSITY ROAD KARACHI, TEL:021-38104700
WEBSITE: www.Iba.edu.pk

PROJECT NO:
-

SCALE:
0:000

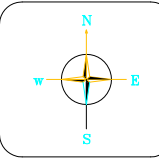
SHEET SIZE:
A3

DRAWING NO:
EE-PL-03

SHEET NO:
1 OF 1

REVISION:
-

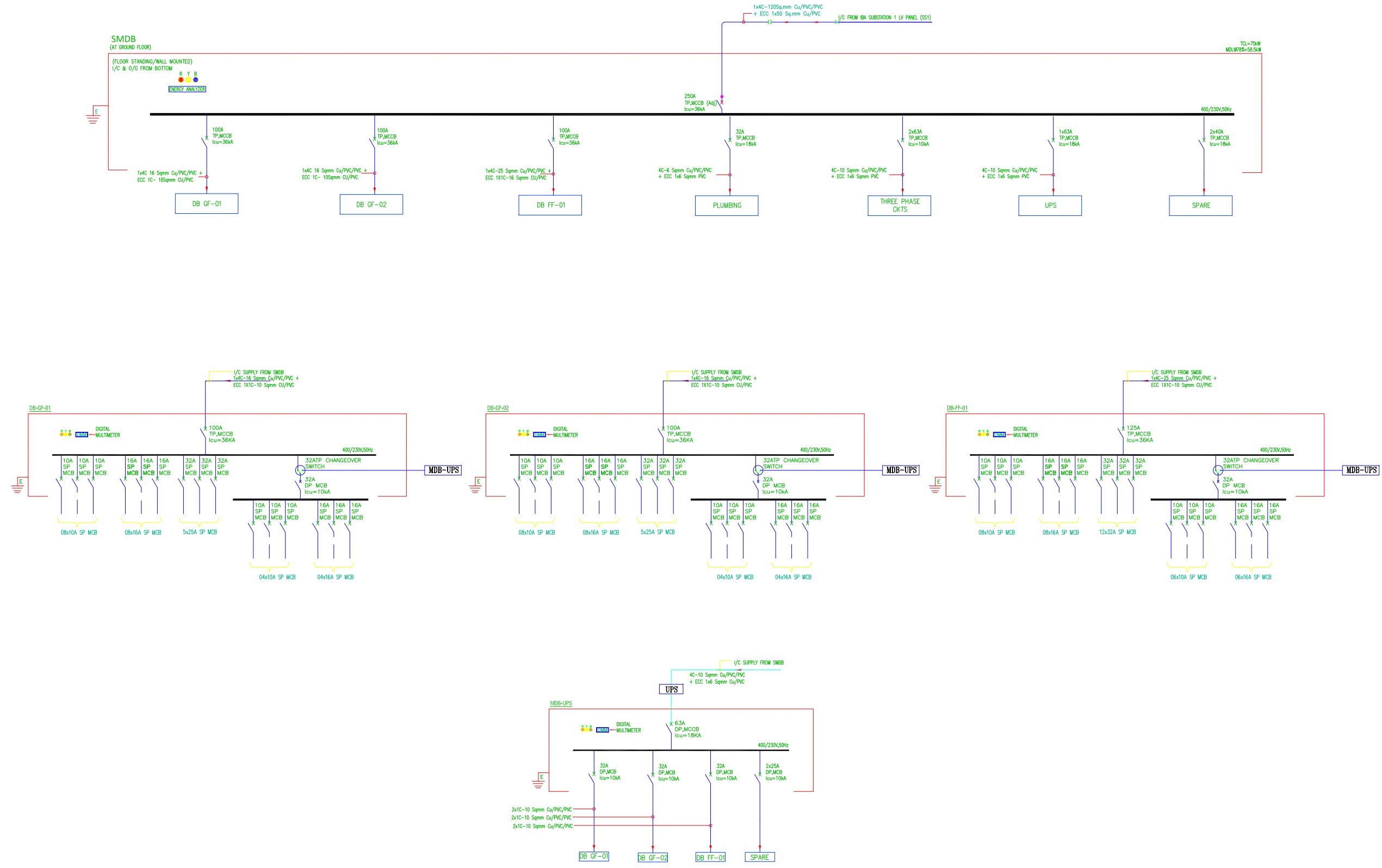
UNIT:
-



REV	DESCRIPTION	BY	DATE
0	ISSUED FOR REVIEW & APPROVAL	H.I	19/08/2025

GENERAL NOTES:

1. LOW VOLTAGE DISTRIBUTION BOARDS SHALL BE FABRICATED WITH 16SWG STEEL SHEET WITH WELDED GRINDED & FINISHED FRAME.
2. DB'S SHALL BE ELECTRO STATICALLY COATED WITH POWDER OF COLOR RAL 7035 & THEN OVEN BAKED.
3. ALL DB DOORS SHALL HAVE HINGES LOCKABLE LOCKS.
4. ALL LIGHTING AND SMALL POWER CIRCUIT SHALL BE PROTECTED BY TYPE-C MCB'S



PROJECT NAME:
PLAYERS FACILITY & ADMIN OFFICES
IBA MAIN CAMPUS, KARACHI

DRAWING TITLE:
PLAYERS FACILITY & ADMIN OFFICES
SINGLE LINE DIAGRAM

DRAWN BY:
H.I

CHECKED BY:
-

APPROVED BY:
-

DATE:
24/10/2025

CLIENT
INSTITUTE OF BUSINESS
ADMINISTRATION
KARACHI, PAKISTAN

PROJECT & PLANNING
DEPARTMENT
INSTITUTE OF BUSINESS ADMINISTRATION
UNIVERSITY ROAD KARACHI, TEL: 021-38104700
WEBSITE: www.Iba.edu.pk

PROJECT NO:
-

SCALE:
0:000

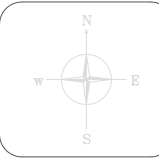
SHEET SIZE:
A3

DRAWING NO:
EE-SLD-01

SHEET NO:
1 OF 1

REVISION:
-

UNIT:
-



REV:	DESCRIPTION:	BY:	DATE:
0	ISSUED FOR REVIEW & APPROVAL	H.I	24/10/2025